

6 Hours of Shanghai

Audi R8 LMS Cup

Race 1 (12 laps, 65,4 km. / Max. 30')

Provisional Classification

Drivers	Nat	Team	Vehicle	Class	Laps	Total Time	Gap	Kph	Best Lap		
									Lap	Time	Kph
1 1 Alex YOONG	MYS	Audi TEDA Racing Team	Audi R8 LMS		12	25:46.418	-	152.3	11	2:07.639	153.7
2 99 Cheng CONGFU	CHN	FAW-VW Audi Racing Team	Audi R8 LMS	4R	12	25:47.746	+1.328	152.1	7	2:07.801	153.5
3 66 Rahel FREY	CHE	Castrol Racing Team	Audi R8 LMS		12	25:51.231	+4.813	151.8	3	2:08.083	153.2
4 44 Alessio PICARIELLO	BEL	ams Racing Team	Audi R8 LMS		12	25:51.996	+5.578	151.7	4	2:07.716	153.7
5 4 Martin RUMP	EST	Audi ThinkPad Racing Team	Audi R8 LMS		12	25:53.783	+7.365	151.6	7	2:08.468	152.8
6 11 Kyong-Ouk YOU	KOR	Audi Korea	Audi R8 LMS	4R	12	25:56.303	+9.885	151.3	7	2:08.537	152.7
7 88 Marchy LEE	HKG	Audi Hong Kong Team	Audi R8 LMS	4R	12	25:57.578	+11.160	151.2	9	2:08.045	153.3
8 39 Stefano MONTESI	HKG	Team Betterlife	Audi R8 LMS	4R	12	25:58.204	+11.786	151.1	10	2:08.395	152.8
9 8 Aditya PATEL	IND	Team Audi R8 LMS Cup	Audi R8 LMS	4R	12	25:58.786	+12.368	151.1	7	2:07.431	154.0
10 5 Andrew KIM	KOR	E-Rain Racing Team	Audi R8 LMS	Am	12	26:07.275	+20.857	150.3	3	2:09.158	151.9
11 54 Thomas FJORDBACH	DNK	Federal-Magul Motorsports Racing Team	Audi R8 LMS		12	26:07.321	+20.903	150.2	5	2:08.096	153.2
12 10 Yuan BO	CHN	Team Cedar Fund	Audi R8 LMS		12	26:14.643	+28.225	149.5	7	2:09.228	151.9
13 24 David CHENG	CHN	Michelin Racing Team	Audi R8 LMS		12	26:21.428	+35.010	148.9	5	2:09.701	151.3
14 13 Sun JING ZU	CHN	Team Milestone	Audi R8 LMS	Am	12	26:31.914	+45.496	147.9	8	2:10.508	150.4
15 12 Alex AU	HKG	CTVS Racing Team	Audi R8 LMS	Am	12	26:32.853	+46.435	147.8	8	2:08.594	152.6
16 59 Daniel BILSKI	HKG	B-Quik Racing	Audi R8 LMS	Am	12	26:37.426	+51.008	147.4	5	2:11.397	149.3
17 38 Yoon SANGHWI	ITA	Team Chengdu New Elements	Audi R8 LMS	Am	12	27:02.571	+1:16.153	145.1	5	2:12.752	147.8
18 33 Wong SIU SUI	HKG	Starspeed Racing	Audi R8 LMS	Am	10	23:30.237	2 Laps	139.2	2	2:13.330	147.2

Not classified:

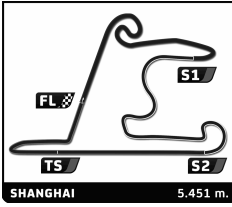
7 Jeffrey LEE	TWN	Team Audi Volkswagen Taiwan	Audi R8 LMS	4R	3	7:30.015			2	2:39.813	122.8
65 Vincent WONG	ITA	Starspeed Racing	Audi R8 LMS	Am	2	5:15.879					

Pole Position	A. YOONG	2:05.972	155.8 Kph
Fastest Lap	Lap 7 Aditya PATEL	2:07.431	154.0 Kph

Published at:

Track Status: **DRY**

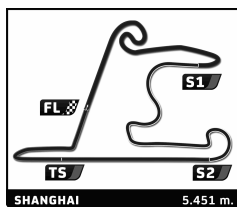
Race Director:	Timekeeper:
-----------------------	--------------------



Audi R8 LMS Cup
6 Hours of Shanghai
Race 1

Lap Chart

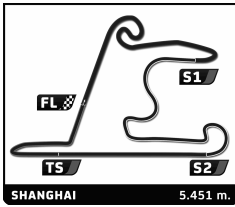
		LAP												
Nr	Pos	Grid	1	2	3	4	5	6	7	8	9	10	11	12
1	1	1	1	1	1	1	1	1	1	1	1	1	1	1
99	2	99	99	99	99	99	99	99	99	99	99	99	99	99
66	3	66	66	66	66	66	66	66	66	66	66	66	66	66
4	4	4	4	4	4	4	4	4	4	4	44	44	44	44
11	5	11	11	11	44	44	44	44	44	44	4	4	4	4
44	6	44	44	44	54	54	54	54	54	54	11	11	11	11
54	7	54	54	54	11	11	11	11	11	11	54	88	88	88
5	8	5	39	39	39	39	39	39	39	88	88	39	39	39
39	9	39	5	5	5	88	88	88	88	39	39	8	8	8
24	10	24	12	88	88	5	5	8	8	8	8	5	5	5
12	11	12	59	12	12	12	8	5	5	5	5	54	54	54
59	12	59	88	8	8	8	12	12	12	12	10	10	10	10
13	13	13	8	10	10	10	10	10	10	10	24	24	24	24
33	14	33	24	59	24	24	24	24	24	24	13	13	13	13
7	15	7	10	24	59	59	59	59	13	13	59	12	12	12
38	16	38	33	33	13	13	13	13	59	59	12	59	59	59
8	17	8	7	13	33	33	33	38	38	38	38	38	38	38
65	18	65	13	38	38	38	38	33	33	33	33	33	33	33
88	19	88	38	7	7									
10	20	10	65	65										



Audi R8 LMS Cup
6 Hours of Shanghai
Race 1

Best Sector Times

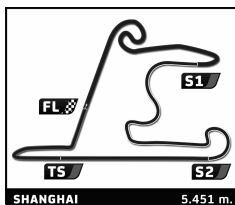
SECTOR 1			SECTOR 2			SECTOR 3			Pos	Driver	Ideal Lap	Best Lap
Pos	Driver	Time	Driver	Time	Driver	Time						
1	54 T.FJORDBACH	43.233	1 A.YOONG	46.865	8 A.PATEL	36.966	1	8 A.PATEL	2'07.176	2:07.431	(1)	
2	8 A.PATEL	43.262	44 A.PICARIELLO	46.891	1 A.YOONG	36.995	2	1 A.YOONG	2'07.362	2:07.639	(2)	
3	88 M.LEE	43.355	8 A.PATEL	46.948	44 A.PICARIELLO	37.007	3	44 A.PICARIELLO	2'07.423	2:07.716	(3)	
4	99 C.CONGFU	43.372	4 M.RUMP	47.157	12 A.AU	37.048	4	88 M.LEE	2'07.752	2:08.045	(5)	
5	66 R.FREY	43.436	11 K.YOU	47.191	99 C.CONGFU	37.059	5	99 C.CONGFU	2'07.801	2:07.801	(4)	
6	1 A.YOONG	43.502	88 M.LEE	47.223	54 T.FJORDBACH	37.091	6	54 T.FJORDBACH	2'07.892	2:08.096	(7)	
7	44 A.PICARIELLO	43.525	39 S.MONTESI	47.253	88 M.LEE	37.174	7	66 R.FREY	2'08.013	2:08.083	(6)	
8	12 A.AU	43.645	10 Y.BO	47.281	4 M.RUMP	37.198	8	11 K.YOU	2'08.096	2:08.537	(10)	
9	11 K.YOU	43.662	99 C.CONGFU	47.370	66 R.FREY	37.204	9	4 M.RUMP	2'08.153	2:08.468	(9)	
10	39 S.MONTESI	43.697	66 R.FREY	47.373	11 K.YOU	37.243	10	39 S.MONTESI	2'08.219	2:08.395	(8)	
11	5 A.KIM	43.743	5 A.KIM	47.545	39 S.MONTESI	37.269	11	12 A.AU	2'08.308	2:08.594	(11)	
12	4 M.RUMP	43.798	54 T.FJORDBACH	47.568	13 S.JING ZU	37.408	12	5 A.KIM	2'08.748	2:09.158	(12)	
13	24 D.CHENG	44.092	12 A.AU	47.615	10 Y.BO	37.424	13	10 Y.BO	2'08.800	2:09.228	(13)	
14	10 Y.BO	44.095	24 D.CHENG	47.742	24 D.CHENG	37.446	14	24 D.CHENG	2'09.280	2:09.701	(14)	
15	13 S.JING ZU	44.418	13 S.JING ZU	48.381	5 A.KIM	37.460	15	13 S.JING ZU	2'10.207	2:10.508	(15)	
16	59 D.BILSKI	44.741	59 D.BILSKI	48.452	59 D.BILSKI	37.834	16	59 D.BILSKI	2'11.027	2:11.397	(16)	
17	38 Y.SANGHWI	45.197	38 Y.SANGHWI	48.635	33 W.SIU SUI	38.111	17	38 Y.SANGHWI	2'11.989	2:12.752	(17)	
18	33 W.SIU SUI	45.591	33 W.SIU SUI	49.145	38 Y.SANGHWI	38.157	18	33 W.SIU SUI	2'12.847	2:13.330	(18)	
19	7 J.LEE	47.629	7 J.LEE	50.906	65 V.WONG	39.439	19	7 J.LEE	2'18.883	2:39.813	(19)	
20	65 V.WONG	52.179	65 V.WONG	51.513	7 J.LEE	40.348	20	65 V.WONG	2'23.131			



Audi R8 LMS Cup
6 Hours of Shanghai
Race 1

Leader Sequence

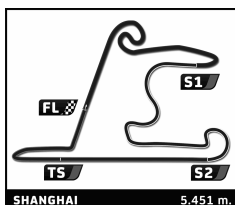
Nr	Driver	Team	Car	Start Lap	End Lap	Laps	Total Laps
1	Alex YOONG	Audi TEDA Racing Team	Audi R8 LMS	1	12	12	12
4R							
99	Cheng CONGFU	FAW-VW Audi Racing Team	Audi R8 LMS	1	12	12	12
Am							
5	Andrew KIM	E-Rain Racing Team	Audi R8 LMS	1	12	12	12



Audi R8 LMS Cup
6 Hours of Shanghai
Race 1

Fastest Lap Sequence

Practice Time	Driver	Team	Car	Class	Time	Kph	Lap
4:19.476	1 Alex YOONG	Audi TEDA Racing Team	Audi R8 LMS		2:09.261	151.8	2
6:29.499	99 Cheng CONGFU	FAW-VW Audi Racing Team	Audi R8 LMS	4R	2:09.166	151.9	3
6:30.038	66 Rahel FREY	Castrol Racing Team	Audi R8 LMS		2:08.083	153.2	3
8:40.504	44 Alessio PICARIELLO	ams Racing Team	Audi R8 LMS		2:07.716	153.7	4
12:54.261	1 Alex YOONG	Audi TEDA Racing Team	Audi R8 LMS		2:07.642	153.7	6
15:13.799	8 Aditya PATEL	Team Audi R8 LMS Cup	Audi R8 LMS	4R	2:07.431	154.0	7

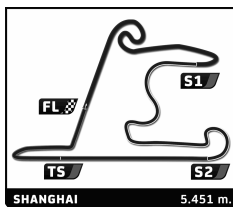


Audi R8 LMS Cup
6 Hours of Shanghai
Race 1

Analysis by lap

Lapped

Nr	Lap Time	Gap	Nr	Lap Time	Gap	Nr	Lap Time	Gap	Nr	Lap Time	Gap	Nr	Lap Time	Gap			
Lap 1			12	2:09.614	9.406	54	2:09.988	6.463	99	2:08.224	0.464	Lap 12					
1	2:10.215		8	2:09.315	10.119	11	2:09.229	7.006	66	2:09.113	4.217	1	2:09.317		99	2:08.928	1.328
99	2:10.993	0.778	10	2:09.312	11.997	39	2:08.965	7.883	44	2:09.391	4.771	66	2:09.349	4.813	44	2:08.249	5.578
66	2:12.298	2.083	24	2:11.897	17.018	88	2:08.120	8.479	4	2:09.816	5.125	4	2:08.880	7.365	11	2:09.307	9.885
4	2:12.476	2.261	59	2:12.914	17.320	8	2:08.911	12.107	54	2:09.890	8.030	88	2:09.238	12.012	88	2:09.249	11.160
11	2:12.968	2.753	13	2:13.083	21.152	5	2:10.311	13.075	88	2:08.045	8.586	5	2:10.302	16.597	39	2:08.787	11.786
44	2:13.677	3.462	33	2:16.985	23.058	12	2:09.674	14.194	39	2:09.279	11.129	10	2:10.900	24.023	8	2:08.665	12.368
54	2:14.584	4.369	38	2:15.238	25.371	10	2:09.650	20.706	8	2:09.238	12.012	24	2:10.292	30.140	5	2:10.283	20.857
39	2:15.499	5.284	7	2:27.022	1'01.204	24	2:11.245	23.612	5	2:10.302	16.597	13	2:11.033	36.677	10	2:09.958	28.225
5	2:16.708	6.493	Lap 4			59	2:11.877	29.145	12	2:34.157	40.782	24	2:10.437	35.010	24	2:10.437	35.010
12	2:17.338	7.123	1	2:08.900		13	2:11.074	29.697	38	2:14.230	57.525	13	2:11.653	45.496	12	2:10.233	46.435
59	2:18.066	7.851	99	2:09.073	0.861	38	2:14.896	41.815	33	2:16.697	43.098	59	2:12.334	51.008	38	2:14.647	1'16.153
88	2:18.438	8.223	66	2:09.337	1.664	Lap 7			59	2:11.772	39.575	10	2:09.958	28.225			
8	2:18.710	8.495	4	2:08.908	2.385	1	2:08.571		12	2:34.157	40.782	24	2:10.437	35.010			
24	2:20.090	9.875	44	2:07.716	2.793	99	2:07.801	0.906	38	2:14.230	57.525	13	2:11.653	45.496			
10	2:20.315	10.100	54	2:09.006	4.929	66	2:08.734	3.166	33	2:26.559	1'33.022	12	2:10.233	46.435			
33	2:21.554	11.339	11	2:08.898	5.592	4	2:08.468	3.781	Lap 10			59	2:12.334	51.008			
7	2:23.180	12.965	39	2:09.441	6.826	44	2:08.137	4.488	1	2:09.054		38	2:14.647	1'16.153			
13	2:23.371	13.156	88	2:09.196	8.641	54	2:08.137	4.488	99	2:09.155	0.565	10	2:09.958	28.225			
38	2:23.812	13.597	5	2:11.022	9.189	54	2:08.581	6.473	66	2:08.672	3.835	24	2:10.437	35.010			
65	2:25.208	14.993	12	2:09.394	9.900	11	2:08.537	6.972	44	2:09.857	5.574	13	2:11.744	39.367			
Lap 2			8	2:09.426	10.645	39	2:10.354	9.666	4	2:10.232	6.303	11	2:09.775	8.562			
1	2:09.261		10	2:10.203	13.300	88	2:09.770	9.678	11	2:09.775	8.562	88	2:10.021	9.553			
99	2:09.340	0.857	24	2:11.098	19.216	8	2:07.431	10.967	39	2:08.395	10.470	8	2:09.167	12.125			
66	2:09.657	2.479	59	2:14.001	22.421	5	2:10.010	14.514	8	2:09.167	12.125	5	2:09.976	17.519			
4	2:10.053	3.053	13	2:11.695	23.947	12	2:09.984	15.607	54	2:19.181	18.157	54	2:19.181	18.157			
11	2:10.221	3.713	33	2:14.128	28.286	10	2:09.228	21.363	10	2:09.846	24.815	10	2:09.846	24.815			
44	2:09.898	4.099	38	2:14.246	30.717	24	2:11.018	26.059	24	2:09.940	31.026	13	2:11.744	39.367			
54	2:09.854	4.962	Lap 5			13	2:11.586	32.712	12	2:11.230	42.958	12	2:11.230	42.958			
39	2:10.163	6.186	1	2:08.908		59	2:12.147	32.721	59	2:12.794	43.315	38	2:14.638	1'03.109			
5	2:10.012	7.244	99	2:09.135	1.088	38	2:13.604	46.848	33	2:36.807	2'00.775	33	2:36.807	2'00.775			
88	2:09.670	8.632	66	2:08.850	1.606	33	2:15.765	50.292	Lap 8			38	2:14.638	1'03.109			
12	2:11.265	9.127	4	2:08.737	2.214	Lap 8			1	2:07.639		99	2:08.791	1.717			
8	2:10.905	10.139	44	2:09.940	3.825	1	2:08.563		99	2:08.791	1.717	66	2:08.585	4.781			
10	2:11.181	12.020	54	2:08.096	4.117	99	2:08.910	1.253	44	2:08.711	6.646	44	2:08.711	6.646			
59	2:15.151	13.741	11	2:08.735	5.419	66	2:09.514	4.117	4	2:09.138	7.802	4	2:09.138	7.802			
24	2:13.842	14.456	39	2:08.642	6.560	4	2:09.104	4.322	11	2:08.972	9.895	11	2:08.972	9.895			
33	2:13.330	15.408	88	2:08.268	8.001	44	2:08.468	4.393	88	2:09.314	11.228	88	2:09.314	11.228			
13	2:13.509	17.404	5	2:10.125	10.406	54	2:09.243	7.153	39	2:09.485	12.316	39	2:09.485	12.316			
38	2:15.132	19.468	8	2:09.101	10.838	11	2:09.589	7.998	8	2:08.534	13.020	8	2:08.534	13.020			
7	2:39.813	43.517	12	2:11.170	12.162	88	2:08.439	9.554	5	2:10.011	19.891	5	2:10.011	19.891			
65	2:50.671	56.403	10	2:14.306	18.698	39	2:09.760	10.863	54	2:10.094	20.612	54	2:10.094	20.612			
Lap 3			24	2:09.701	20.009	8	2:09.383	11.787	10	2:10.408	27.584	10	2:10.408	27.584			
1	2:09.335		59	2:11.397	24.910	5	2:09.357	15.308	24	2:10.503	33.890	24	2:10.503	33.890			
99	2:09.166	0.688	13	2:11.226	26.265	12	2:08.594	15.638	13	2:11.432	43.160	13	2:11.432	43.160			
66	2:08.083	1.227	33	2:14.665	34.043	10	2:09.336	22.136	12	2:10.200	45.519	12	2:10.200	45.519			
4	2:08.659	2.377	38	2:12.752	34.561	24	2:11.365	28.861	59	2:12.315	47.991	59	2:12.315	47.991			
44	2:09.213	3.977	Lap 6			13	2:10.508	34.657	38	2:15.353	1'10.823	38	2:15.353	1'10.823			
54	2:09.196	4.823	1	2:07.642		59	2:12.658	36.816	Lap 9								
11	2:11.216	5.594	99	2:08.230	1.676	38	2:14.023	52.308	1	2:09.013							
39	2:09.434	6.285	66	2:09.039	3.003	33	2:33.747	1'15.476									
5	2:09.158	7.067	4	2:09.312	3.884	Lap 9											
88	2:09.048	8.345	44	2:08.739	4.922	1	2:09.013										



Audi R8 LMS Cup

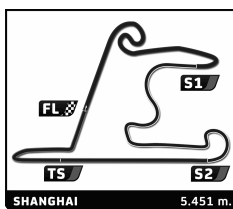
6 Hours of Shanghai

Race 1

Analysis

■ Personal Best
 ■ Session Best
 ■ Crossing the finish line in pit lane

Lap	Time	Sector 1	Sector 2	Sector 3	Kph	Elapsed	Lap	Time	Sector 1	Sector 2	Sector 3	Kph	Elapsed
1 Alex YOONG MYS Audi TEDA Racing Team Audi R8 LMS							3	2:09.315	44.408	47.226	37.681	151.8	6:38.930
1	2:10.215	44.898	47.764	37.553	150.7	2:10.215	4	2:09.426	44.020	47.625	37.781	151.6	8:48.356
2	2:09.261	43.933	47.471	37.857	151.8	4:19.476	5	2:09.101	43.973	47.738	37.390	152.0	10:57.457
3	2:09.335	44.068	47.487	37.780	151.7	6:28.811	6	2:08.911	44.212	47.575	37.124	152.2	13:06.368
4	2:08.900	44.037	47.554	37.309	152.2	8:37.711	7	2:07.431	43.262	46.948	37.221	154.0	15:13.799
5	2:08.908	43.895	47.337	37.676	152.2	10:46.619	8	2:09.383	44.291	47.398	37.694	151.7	17:23.182
6	2:07.642	43.502	47.037	37.103	153.7	12:54.261	9	2:09.238	44.118	47.192	37.928	151.8	19:32.420
7	2:08.571	43.796	47.199	37.576	152.6	15:02.832	10	2:09.167	43.967	47.606	37.594	151.9	21:41.587
8	2:08.563	43.875	47.392	37.296	152.6	17:11.395	11	2:08.534	43.871	47.476	37.187	152.7	23:50.121
9	2:09.013	43.860	47.415	37.738	152.1	19:20.408	12	2:08.665	43.841	47.858	36.966	152.5	25:58.786
10	2:09.054	43.979	47.385	37.690	152.1	21:29.462							
11	2:07.639	43.779	46.865	36.995	153.7	23:37.101							
12	2:09.317	43.934	47.590	37.793	151.7	25:46.418							
4 Martin RUMP EST Audi ThinkPad Racing Team Audi R8 LMS													
1	2:12.476	46.710	48.138	37.628	148.1	2:12.476							
2	2:10.053	44.648	47.998	37.407	150.9	4:22.529							
3	2:08.659	43.976	47.157	37.526	152.5	6:31.188							
4	2:08.908	43.846	47.502	37.560	152.2	8:40.096							
5	2:08.737	43.831	47.357	37.549	152.4	10:48.833							
6	2:09.312	44.142	47.477	37.693	151.8	12:58.145							
7	2:08.468	43.798	47.472	37.198	152.8	15:06.613							
8	2:09.104	43.906	47.331	37.867	152.0	17:15.717							
9	2:09.816	44.855	47.514	37.447	151.2	19:25.533							
10	2:10.232	44.249	48.076	37.907	150.7	21:35.765							
11	2:09.138	44.066	47.606	37.466	152.0	23:44.903							
12	2:08.880	44.002	47.375	37.503	152.3	25:53.783							
5 Andrew KIM KOR E-Rain Racing Team Audi R8 LMS													
1	2:16.708	48.464	49.358	38.886	143.5	2:16.708							
2	2:10.012	44.284	47.640	38.088	150.9	4:26.720							
3	2:09.158	43.743	47.855	37.560	151.9	6:35.878							
4	2:11.022	43.997	47.914	39.111	149.8	8:46.900							
5	2:10.125	44.333	47.610	38.182	150.8	10:57.025							
6	2:10.311	44.044	48.693	37.574	150.6	13:07.336							
7	2:10.010	43.982	48.147	37.881	150.9	15:17.346							
8	2:09.357	44.002	47.895	37.460	151.7	17:26.703							
9	2:10.302	44.157	48.425	37.720	150.6	19:37.005							
10	2:09.976	44.485	47.545	37.946	151.0	21:46.981							
11	2:10.011	44.371	47.687	37.953	150.9	23:56.992							
12	2:10.283	44.340	48.063	37.880	150.6	26:07.275							
7 Jeffrey LEE TWN Team Audi Volkswagen Taiwan Audi R8 LMS													
1	2:23.180	49.494	50.906	42.780	137.1	2:23.180							
2	2:39.813	1:08.281	51.184	40.348	122.8	5:02.993							
3	2:27.022	47.629	51.019	48.374	133.5	7:30.015							
8 Aditya PATEL IND Team Audi R8 LMS Cup Audi R8 LMS													
1	2:18.710	50.588	49.961	38.161	141.5	2:18.710							
2	2:10.905	44.976	47.973	37.956	149.9	4:29.615							
10 Yuan BO CHN Team Cedar Fund Audi R8 LMS													
1	2:20.315	50.959	50.707	38.649	139.9	2:20.315							
2	2:11.181	45.063	47.809	38.309	149.6	4:31.496							
3	2:09.312	44.498	47.281	37.533	151.8	6:40.808							
4	2:10.203	44.808	47.735	37.660	150.7	8:51.011							
5	2:14.306	48.215	47.780	38.311	146.1	11:05.317							
6	2:09.650	44.359	47.410	37.881	151.4	13:14.967							
7	2:09.228	44.137	47.667	37.424	151.9	15:24.195							
8	2:09.336	44.095	47.805	37.436	151.7	17:33.531							
9	2:10.900	44.936	48.021	37.943	149.9	19:44.431							
10	2:09.846	44.466	47.660	37.720	151.1	21:54.277							
11	2:10.408	44.794	47.907	37.707	150.5	24:04.685							
12	2:09.958	44.358	48.015	37.585	151.0	26:14.643							
11 Kyong-Ouk YOU KOR Audi Korea Audi R8 LMS													
1	2:12.968	46.962	48.529	37.477	147.6	2:12.968							
2	2:10.221	44.538	48.003	37.680	150.7	4:23.189							
3	2:11.216	44.358	49.027	37.831	149.6	6:34.405							
4	2:08.898	44.027	47.191	37.680	152.2	8:43.303							
5	2:08.735	43.787	47.328	37.620	152.4	10:52.038							
6	2:09.229	43.750	48.027	37.452	151.9	13:01.267							
7	2:08.537	43.662	47.606	37.269	152.7	15:09.804							
8	2:09.589	43.982	47.789	37.818	151.4	17:19.393							
9	2:08.856	43.714	47.899	37.243	152.3	19:28.249							
10	2:09.775	44.289	47.773	37.713	151.2	21:38.024							
11	2:08.972	43.822	47.527	37.623	152.2	23:46.996							
12	2:09.307	43.974	47.686	37.647	151.8	25:56.303							
12 Alex AU HKG CTVS Racing Team Audi R8 LMS													
1	2:17.338	48.681	49.689	38.968	142.9	2:17.338							
2	2:11.265	44.473	48.332	38.460	149.5	4:28.603							
3	2:09.614	44.277	47.861	37.476	151.4	6:38.217							
4	2:09.394	44.164	47.888	37.342	151.7	8:47.611							
5	2:11.170	44.256	48.879	38.035	149.6	10:58.781							
6	2:09.674	44.122	47.919	37.633	151.3	13:08.455							
7	2:09.984	44.044	48.355	37.585	151.0	15:18.439							
8	2:08.594	43.645	47.901	37.048	152.6	17:27.033							
9	2:34.157	44.164	1:12.240	37.753	127.3	20:01.190							
10	2:11.230	44.481	48.951	37.798	149.5	22:12.420							
11	2:10.200	44.683	47.615	37.902	150.7	24:22.620							
12	2:10.233	44.334	47.962	37.937	150.7	26:32.853							

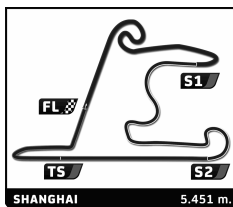


Audi R8 LMS Cup 6 Hours of Shanghai Race 1

Analysis

■ Personal Best
 ■ Session Best
 ■ B Crossing the finish line in pit lane

Lap	Time	Sector 1	Sector 2	Sector 3	Kph	Elapsed	Lap	Time	Sector 1	Sector 2	Sector 3	Kph	Elapsed	
13	Sun JING ZU Team Milestone Audi R8 LMS						CHN	11	2:15.353	46.370	50.092	38.891	145.0	24:47.924
1	2:23.371	51.498	52.200	39.673	136.9	2:23.371	12	2:14.647	46.033	50.105	38.509	145.7	27:02.571	
2	2:13.509	45.807	49.482	38.220	147.0	4:36.880								
3	2:13.083	45.305	49.209	38.569	147.5	6:49.963								
4	2:11.695	44.992	48.719	37.984	149.0	9:01.658								
5	2:11.226	44.508	48.647	38.071	149.5	11:12.884								
6	2:11.074	44.697	48.470	37.907	149.7	13:23.958								
7	2:11.586	44.823	48.743	38.020	149.1	15:35.544								
8	2:10.508	44.418	48.381	37.709	150.4	17:46.052								
9	2:11.033	44.868	48.566	37.599	149.8	19:57.085								
10	2:11.744	44.799	48.899	38.046	149.0	22:08.829								
11	2:11.432	45.008	49.016	37.408	149.3	24:20.261								
12	2:11.653	44.983	49.072	37.598	149.1	26:31.914								
24	David CHENG Michelin Racing Team Audi R8 LMS						CHN							
1	2:20.090	50.414	51.015	38.661	140.1	2:20.090								
2	2:13.842	45.781	49.221	38.840	146.6	4:33.932								
3	2:11.897	45.055	48.674	38.168	148.8	6:45.829								
4	2:11.098	44.528	48.300	38.270	149.7	8:56.927								
5	2:09.701	44.193	47.742	37.766	151.3	11:06.628								
6	2:11.245	44.540	48.514	38.191	149.5	13:17.873								
7	2:11.018	44.666	48.398	37.954	149.8	15:28.891								
8	2:11.365	44.422	49.205	37.738	149.4	17:40.256								
9	2:10.292	44.135	48.711	37.446	150.6	19:50.548								
10	2:09.940	44.092	48.260	37.588	151.0	22:00.488								
11	2:10.503	44.443	48.228	37.832	150.4	24:10.991								
12	2:10.437	44.380	48.169	37.888	150.4	26:21.428								
33	Wong SIU SUI Starspeed Racing Audi R8 LMS						HKG							
1	2:21.554	52.197	50.205	39.152	138.6	2:21.554								
2	2:13.330	45.591	49.628	38.111	147.2	4:34.884								
3	2:16.985	46.054	49.406	41.525	143.3	6:51.869								
4	2:14.128	46.175	49.145	38.808	146.3	9:05.997								
5	2:14.665	45.839	49.752	39.074	145.7	11:20.662								
6	2:16.697	48.177	49.641	38.879	143.6	13:37.359								
7	2:15.765	46.080	50.600	39.085	144.5	15:53.124								
8	2:33.747	1:02.157	52.236	39.354	127.6	18:26.871								
9	2:26.559	48.202	56.238	42.119	133.9	20:53.430								
10	2:36.807	B	49.801	52.573	54.433	125.1	23:30.237							
38	Yoon SANGHWI Team Chengdu New Elements Audi R8 LMS						ITA							
1	2:23.812	53.342	51.216	39.254	136.5	2:23.812								
2	2:15.132	46.990	49.985	38.157	145.2	4:38.944								
3	2:15.238	46.874	49.627	38.737	145.1	6:54.182								
4	2:14.246	47.003	48.635	38.608	146.2	9:08.428								
5	2:12.752	45.197	49.080	38.475	147.8	11:21.180								
6	2:14.896	46.691	49.597	38.608	145.5	13:36.076								
7	2:13.604	45.614	49.433	38.557	146.9	15:49.680								
8	2:14.023	45.322	50.215	38.486	146.4	18:03.703								
9	2:14.230	45.502	50.061	38.667	146.2	20:17.933								
10	2:14.638	45.895	49.699	39.044	145.8	22:32.571								
39	Stefano MONTESI Team Betterlife Audi R8 LMS						HKG							
1	2:15.499	48.184	49.170	38.145	144.8	2:15.499								
2	2:10.163	44.254	47.941	37.968	150.8	4:25.662								
3	2:09.434	44.180	47.590	37.664	151.6	6:35.096								
4	2:09.441	44.094	47.654	37.693	151.6	8:44.537								
5	2:08.642	43.846	47.253	37.543	152.5	10:53.179								
6	2:08.965	43.851	47.386	37.728	152.2	13:02.144								
7	2:10.354	44.259	47.504	38.591	150.5	15:12.498								
8	2:09.760	44.720	47.389	37.651	151.2	17:22.258								
9	2:09.279	44.053	47.579	37.647	151.8	19:31.537								
10	2:08.395	43.697	47.429	37.269	152.8	21:39.932								
11	2:09.485	44.026	47.672	37.787	151.6	23:49.417								
12	2:08.787	43.985	47.385	37.417	152.4	25:58.204								
44	Alessio PICARIELLO ams Racing Team Audi R8 LMS						BEL							
1	2:13.677	47.178	48.847	37.652	146.8	2:13.677								
2	2:09.898	44.115	48.132	37.651	151.1	4:23.575								
3	2:09.213	44.081	47.823	37.309	151.9	6:32.788								
4	2:07.716	43.525	46.891	37.300	153.7	8:40.504								
5	2:09.940	45.084	46.909	37.947	151.0	10:50.444								
6	2:08.739	44.133	47.003	37.603	152.4	12:59.183								
7	2:08.137	43.857	46.974	37.306	153.1	15:07.320								
8	2:08.468	43.738	47.353	37.377	152.8	17:15.788								
9	2:09.391	44.165	47.263	37.963	151.7	19:25.179								
10	2:09.857	43.956	48.182	37.719	151.1	21:35.036								
11	2:08.711	43.915	47.268	37.528	152.5	23:43.747								
12	2:08.249	43.789	47.453	37.007	153.0	25:51.996								
54	Thomas FJORBACH Federal-Mogul Motorparts Racing Team Audi R8 LMS						DNK							
1	2:14.584	47.654	49.059	37.871	145.8	2:14.584								
2	2:09.854	44.055	47.928	37.871	151.1	4:24.438								
3	2:09.196	43.725	47.914	37.557	151.9	6:33.634								
4	2:09.006	43.784	47.568	37.654	152.1	8:42.640								
5	2:08.096	43.233	47.772	37.091	153.2	10:50.736								
6	2:09.988	44.506	47.867	37.615	151.0	13:00.724								
7	2:08.581	43.614	47.620	37.347	152.6	15:09.305								
8	2:09.243	43.808	47.876	37.559	151.8	17:18.548								
9	2:09.890	43.856	47.859	38.175	151.1	19:28.438								
10	2:19.181	53.614	47.836	37.731	141.0	21:47.619								
11	2:10.094	44.300	48.136	37.658	150.8	23:57.713								
12	2:09.608	44.154	48.058	37.396	151.4	26:07.321								
59	Daniel BILSKI B-Quik Racing Audi R8 LMS						HKG							
1	2:18.066	49.330	49.985	38.751	142.1	2:18.066								
2	2:15.151	46.322	49.811	39.018	145.2	4:33.217								
3	2:12.914	45.279	48.902	38.733	147.6	6:46.131								
4	2:14.001	45.678	49.456	38.867	146.4	9:00.132								
5	2:11.397	45.111	48.452	37.834	149.3	11:11.529								
6	2:11.877	44.755	48.707	38.415	148.8	13:23.406								



Audi R8 LMS Cup 6 Hours of Shanghai Race 1

Analysis

■ Personal Best
 ■ Session Best
 ■ Crossing the finish line in pit lane

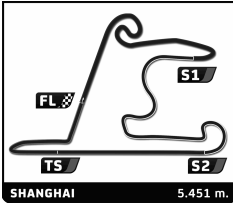
Lap	Time	Sector 1	Sector 2	Sector 3	Kph	Elapsed	Lap	Time	Sector 1	Sector 2	Sector 3	Kph	Elapsed
7	2:12.147	44.741	48.900	38.506	148.5	15:35.553							
8	2:12.658	45.420	48.688	38.550	147.9	17:48.211							
9	2:11.772	45.020	48.823	37.929	148.9	19:59.983							
10	2:12.794	45.048	49.192	38.554	147.8	22:12.777							
11	2:12.315	45.111	48.837	38.367	148.3	24:25.092							
12	2:12.334	45.145	48.762	38.427	148.3	26:37.426							

65	Vincent WONG				ITA	
	Starspeed Racing		Audi R8 LMS			
	1	2:25.208	54.256	51.513	39.439	135.1
2	2:50.671 B	52.179	57.002	1:01.490	115.0	5:15.879

66	Rahel FREY				CHE		
	Castrol Racing Team		Audi R8 LMS				
	1	2:12.298	45.989	48.320	37.989	148.3	2:12.298
	2	2:09.657	44.366	47.613	37.678	151.4	4:21.955
	3	2:08.083	43.436	47.443	37.204	153.2	6:30.038
	4	2:09.337	43.780	47.739	37.818	151.7	8:39.375
	5	2:08.850	43.930	47.512	37.408	152.3	10:48.225
	6	2:09.039	43.878	47.510	37.651	152.1	12:57.264
	7	2:08.734	43.725	47.718	37.291	152.4	15:05.998
	8	2:09.514	43.891	47.617	38.006	151.5	17:15.512
	9	2:09.113	43.898	47.651	37.564	152.0	19:24.625
	10	2:08.672	43.880	47.447	37.345	152.5	21:33.297
	11	2:08.585	43.954	47.373	37.258	152.6	23:41.882
12	2:09.349	43.880	47.873	37.596	151.7	25:51.231	

88	Marchy LEE				HKG		
	Audi Hong Kong Team		Audi R8 LMS				
	1	2:18.438	50.124	49.431	38.883	141.8	2:18.438
	2	2:09.670	44.160	47.971	37.539	151.3	4:28.108
	3	2:09.048	43.922	47.490	37.636	152.1	6:37.156
	4	2:09.196	43.870	47.472	37.854	151.9	8:46.352
	5	2:08.268	43.593	47.223	37.452	153.0	10:54.620
	6	2:08.120	43.589	47.264	37.267	153.2	13:02.740
	7	2:09.770	44.107	47.551	38.112	151.2	15:12.510
	8	2:08.439	44.011	47.254	37.174	152.8	17:20.949
	9	2:08.045	43.355	47.480	37.210	153.3	19:28.994
	10	2:10.021	44.838	47.753	37.430	150.9	21:39.015
	11	2:09.314	43.972	47.536	37.806	151.8	23:48.329
12	2:09.249	43.883	47.546	37.820	151.8	25:57.578	

99	Cheng CONGFU				CHN		
	FAW-VW Audi Racing Team		Audi R8 LMS				
	1	2:10.993	45.506	47.805	37.682	149.8	2:10.993
	2	2:09.340	43.901	47.427	38.012	151.7	4:20.333
	3	2:09.166	43.862	47.465	37.839	151.9	6:29.499
	4	2:09.073	43.863	47.710	37.500	152.0	8:38.572
	5	2:09.135	43.755	47.528	37.852	152.0	10:47.707
	6	2:08.230	43.505	47.429	37.296	153.0	12:55.937
	7	2:07.801	43.372	47.370	37.059	153.5	15:03.738
	8	2:08.910	43.729	47.570	37.611	152.2	17:12.648
	9	2:08.224	43.428	47.378	37.418	153.0	19:20.872
	10	2:09.155	44.034	47.641	37.480	151.9	21:30.027
	11	2:08.791	43.910	47.609	37.272	152.4	23:38.818
12	2:08.928	43.826	47.767	37.335	152.2	25:47.746	



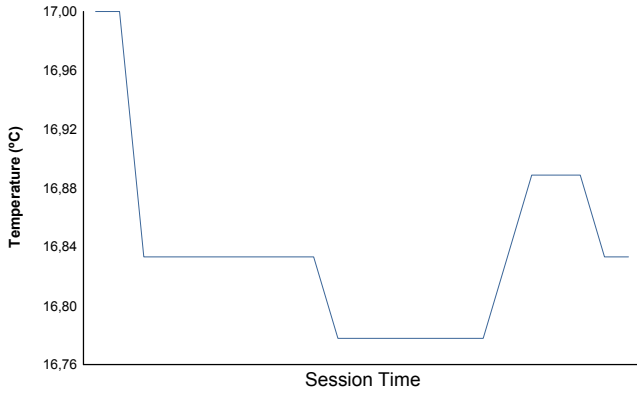
6 Hours of Shanghai

Audi R8 LMS Cup

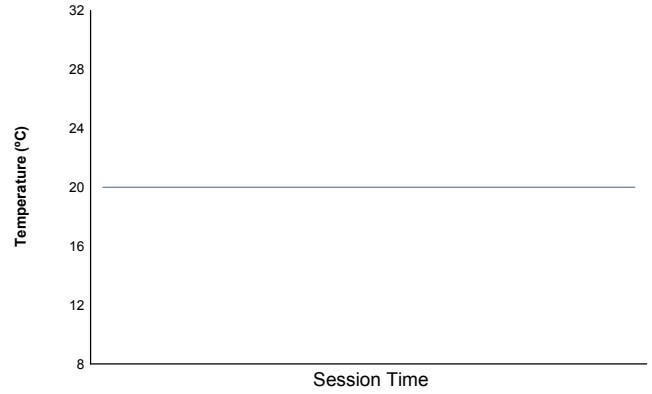
Race 1

Weather Report

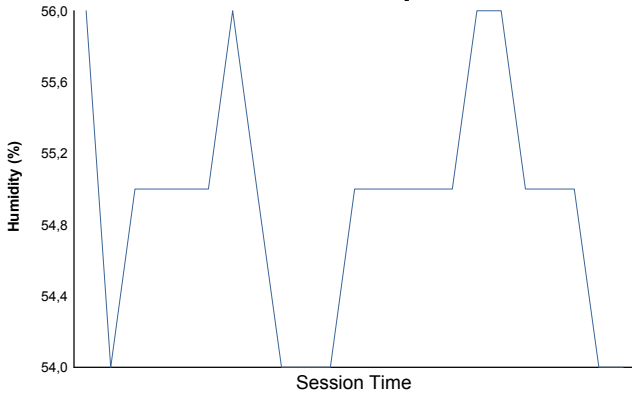
Air Temperature



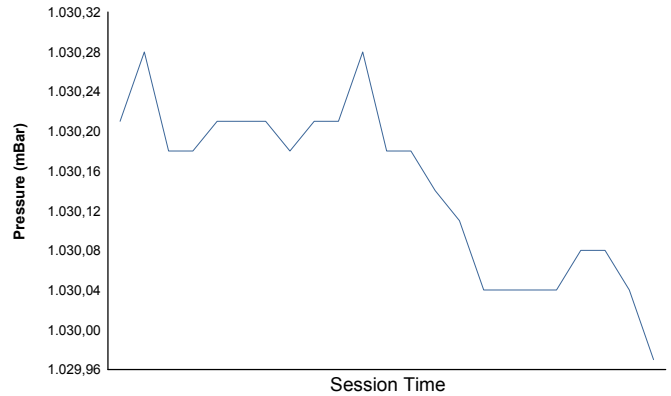
Track Temperature



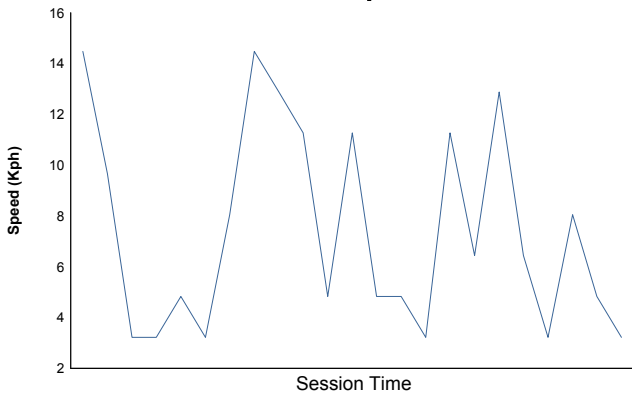
Humidity



Pressure

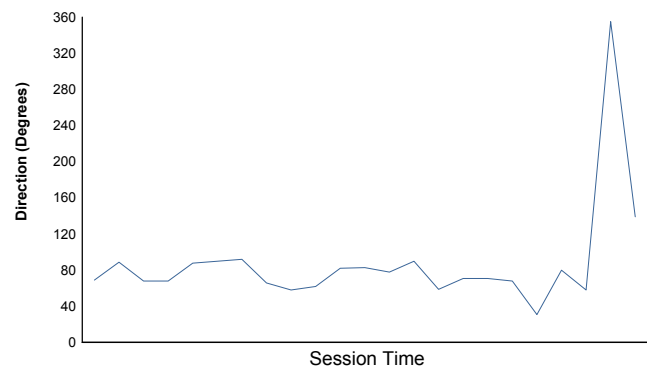


Wind Speed



Wind direction

North = 0°/360° Est = 90° South = 180° West = 270°



Track Status:

DRY