

6 Hours of Shanghai

Audi R8 LMS Cup

Race 2 (12 laps, 65,4 km. / Max. 30')

Provisional Classification

Drivers	Nat	Team	Vehicle	Class	Laps	Total Time	Gap	Kph	Best Lap		
									Lap	Time	Kph
1 8 Aditya PATEL	IND	Team Audi R8 LMS Cup	Audi R8 LMS	4R	12	25:38.969	-	153.0	4	2:07.641	153.7
2 88 Marchy LEE	HKG	Audi Hong Kong Team	Audi R8 LMS	4R	12	25:40.245	+1.276	152.9	11	2:06.775	154.8
3 99 Cheng CONGFU	CHN	FAW-VW Audi Racing Team	Audi R8 LMS	4R	12	25:46.357	+7.388	152.3	4	2:08.285	153.0
4 44 Alessio PICARIELLO	BEL	ams Racing Team	Audi R8 LMS		12	25:46.581	+7.612	152.3	4	2:07.960	153.4
5 4 Martin RUMP	EST	Audi ThinkPad Racing Team	Audi R8 LMS		12	25:50.193	+11.224	151.9	2	2:07.790	153.6
6 1 Alex YOONG	MYS	Audi TEDA Racing Team	Audi R8 LMS		12	25:51.530	+12.561	151.8	4	2:08.346	152.9
7 11 Kyong-Ouk YOU	KOR	Audi Korea	Audi R8 LMS	4R	12	25:54.979	+16.010	151.4	3	2:07.770	153.6
8 54 Thomas FJORBACH	DNK	Federal-Mogul Motorparts Racing Team	Audi R8 LMS		12	25:57.452	+18.483	151.2	6	2:08.401	152.8
9 12 Alex AU	HKG	CTVS Racing Team	Audi R8 LMS	Am	12	26:04.370	+25.401	150.5	4	2:08.751	152.4
10 5 Andrew KIM	KOR	E-Rain Racing Team	Audi R8 LMS	Am	12	26:04.656	+25.687	150.5	8	2:08.859	152.3
11 24 David CHENG	CHN	Michelin Racing Team	Audi R8 LMS		12	26:11.000	+32.031	149.9	4	2:09.114	152.0
12 10 Yuan BO	CHN	Team Cedar Fund	Audi R8 LMS		12	26:11.314	+32.345	149.9	5	2:08.134	153.1
13 59 Daniel BILSKI	HKG	B-Quik Racing	Audi R8 LMS	Am	12	26:38.922	+59.953	147.3	5	2:11.069	149.7
14 33 Wong SIU SUI	HKG	Starspeed Racing	Audi R8 LMS	Am	12	26:46.920	+1:07.951	146.5	5	2:11.393	149.4
15 38 Yoon SANGHWI	ITA	Team Chengdu New Elements	Audi R8 LMS	Am	12	27:05.048	+1:26.079	144.9	4	2:12.879	147.7
16 65 Vincent WONG	ITA	Starspeed Racing	Audi R8 LMS	Am	12	27:36.326	+1:57.357	142.2	7	2:12.576	148.0
17 7 Jeffrey LEE	TWN	Team Audi Volkswagen Taiwan	Audi R8 LMS	4R	11	27:42.523	1 Lap	129.8	8	2:08.866	152.3

Not classified:

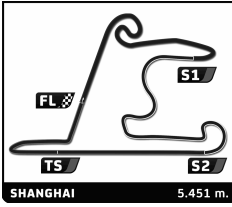
13 Sun JING ZU	CHN	Team Milestone	Audi R8 LMS	Am	9	19:52.377			7	2:09.673	151.3
66 Rahel FREY	CHE	Castrol Racing Team	Audi R8 LMS		1	3:15.393					
39 Stefano MONTESI	HKG	Team Betterlife	Audi R8 LMS	4R	1	3:34.459					

Pole Position	A. PATEL	2:07.431	154.0 Kph
Fastest Lap	Lap 11 Marchy LEE	2:06.775	154.8 Kph

Published at:

Track Status: **DRY**

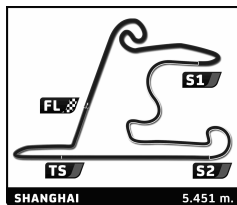
Race Director:	Timekeeper:
-----------------------	--------------------



Audi R8 LMS Cup
6 Hours of Shanghai
Race 2

Lap Chart

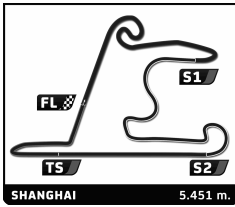
		LAP												
Nr	Pos	Grid	1	2	3	4	5	6	7	8	9	10	11	12
8	1	8	8	8	8	8	8	8	8	8	8	8	8	8
1	2	1	99	99	99	99	99	99	99	99	88	88	88	88
44	3	44	1	1	1	1	1	1	1	88	99	99	99	99
99	4	99	44	44	44	44	88	88	88	1	44	44	44	44
88	5	88	54	88	88	88	44	44	44	44	1	1	4	4
66	6	66	88	54	54	4	4	4	4	4	4	4	1	1
54	7	54	4	4	4	54	54	54	54	54	11	11	11	11
39	8	39	11	11	11	11	11	11	11	11	54	54	54	54
4	9	4	5	5	10	10	10	10	10	10	10	12	12	12
11	10	11	10	10	5	5	5	5	5	5	5	5	5	5
12	11	12	12	12	12	12	12	12	12	12	12	24	24	24
5	12	5	24	24	24	24	24	24	24	24	24	10	10	10
10	13	10	59	59	59	59	13	13	13	13	13	59	59	59
24	14	24	33	33	33	13	13	59	59	59	59	33	33	33
13	15	13	13	13	13	33	33	33	33	33	33	38	65	38
59	16	59	38	38	38	38	38	38	38	38	38	65	38	65
38	17	38	65	65	65	65	65	65	65	65	65	7	7	7
33	18	33	66	7	7	7	7	7	7	7	7	7	7	7
7	19	7	39											
65	20	65	7											



Audi R8 LMS Cup
6 Hours of Shanghai
Race 2

Best Sector Times

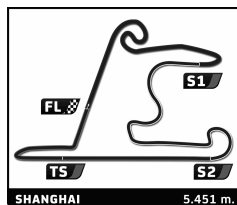
SECTOR 1			SECTOR 2			SECTOR 3			Pos	Driver	Ideal Lap	Best Lap
Pos	Driver	Time	Driver	Time	Driver	Time						
1	88 M.LEE	43.205	88 M.LEE	46.594	88 M.LEE	36.809	1	88 M.LEE	2'06.608	2:06.775	(1)	
2	11 K.YOU	43.425	4 M.RUMP	46.722	8 A.PATEL	36.942	2	4 M.RUMP	2'07.323	2:07.790	(4)	
3	4 M.RUMP	43.458	44 A.PICARIELLO	46.762	11 K.YOU	36.966	3	8 A.PATEL	2'07.448	2:07.641	(2)	
4	10 Y.BO	43.579	8 A.PATEL	46.786	54 T.FJORDBACH	37.071	4	44 A.PICARIELLO	2'07.637	2:07.960	(5)	
5	44 A.PICARIELLO	43.634	10 Y.BO	47.060	10 Y.BO	37.134	5	11 K.YOU	2'07.716	2:07.770	(3)	
6	54 T.FJORDBACH	43.646	99 C.CONGFU	47.073	4 M.RUMP	37.143	6	10 Y.BO	2'07.773	2:08.134	(6)	
7	99 C.CONGFU	43.689	1 A.YOONG	47.088	99 C.CONGFU	37.197	7	99 C.CONGFU	2'07.959	2:08.285	(7)	
8	1 A.YOONG	43.713	5 A.KIM	47.145	1 A.YOONG	37.223	8	1 A.YOONG	2'08.024	2:08.346	(8)	
9	8 A.PATEL	43.720	12 A.AU	47.228	12 A.AU	37.228	9	54 T.FJORDBACH	2'08.068	2:08.401	(9)	
10	12 A.AU	43.864	7 J.LEE	47.260	44 A.PICARIELLO	37.241	10	12 A.AU	2'08.320	2:08.751	(10)	
11	13 S.JING ZU	43.946	11 K.YOU	47.325	7 J.LEE	37.301	11	5 A.KIM	2'08.559	2:08.859	(11)	
12	5 A.KIM	43.948	54 T.FJORDBACH	47.351	24 D.CHENG	37.450	12	7 J.LEE	2'08.624	2:08.866	(12)	
13	24 D.CHENG	44.016	24 D.CHENG	47.474	5 A.KIM	37.466	13	24 D.CHENG	2'08.940	2:09.114	(13)	
14	7 J.LEE	44.063	13 S.JING ZU	47.901	33 W.SIU SUI	37.729	14	13 S.JING ZU	2'09.586	2:09.673	(14)	
15	59 D.BILSKI	44.551	33 W.SIU SUI	48.556	13 S.JING ZU	37.739	15	59 D.BILSKI	2'10.985	2:11.069	(15)	
16	33 W.SIU SUI	44.783	59 D.BILSKI	48.559	59 D.BILSKI	37.875	16	33 W.SIU SUI	2'11.068	2:11.393	(16)	
17	65 V.WONG	44.840	38 Y.SANGHWI	49.022	65 V.WONG	38.037	17	65 V.WONG	2'12.357	2:12.576	(17)	
18	38 Y.SANGHWI	45.488	65 V.WONG	49.480	38 Y.SANGHWI	38.155	18	38 Y.SANGHWI	2'12.665	2:12.879	(18)	



Audi R8 LMS Cup
6 Hours of Shanghai
Race 2

Leader Sequence

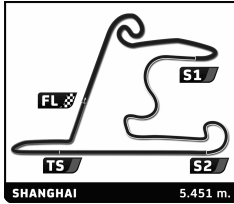
Nr	Driver	Team	Car	Start Lap	End Lap	Laps	Total Laps
1	Alex YOONG	Audi TEDA Racing Team	Audi R8 LMS	1	8	8	8
44	Alessio PICARIELLO	ams Racing Team	Audi R8 LMS	9	12	4	4
4R							
8	Aditya PATEL	Team Audi R8 LMS Cup	Audi R8 LMS	1	12	12	12
Am							
5	Andrew KIM	E-Rain Racing Team	Audi R8 LMS	1	9	9	9
12	Alex AU	CTVS Racing Team	Audi R8 LMS	10	12	3	3



Audi R8 LMS Cup
6 Hours of Shanghai
Race 2

Fastest Lap Sequence

Practice Time	Driver	Team	Car	Class	Time	Kph	Lap
4:18.517	8 Aditya PATEL	Team Audi R8 LMS Cup	Audi R8 LMS	4R	2:08.400	152.8	2
4:21.903	88 Marchy LEE	Audi Hong Kong Team	Audi R8 LMS	4R	2:08.261	153.0	2
4:23.974	4 Martin RUMP	Audi ThinkPad Racing Team	Audi R8 LMS		2:07.790	153.6	2
6:32.415	11 Kyong-Ouk YOU	Audi Korea	Audi R8 LMS	4R	2:07.770	153.6	3
8:34.564	8 Aditya PATEL	Team Audi R8 LMS Cup	Audi R8 LMS	4R	2:07.641	153.7	4
19:19.574	88 Marchy LEE	Audi Hong Kong Team	Audi R8 LMS	4R	2:07.324	154.1	9
21:26.375	88 Marchy LEE	Audi Hong Kong Team	Audi R8 LMS	4R	2:06.801	154.8	10
23:33.150	88 Marchy LEE	Audi Hong Kong Team	Audi R8 LMS	4R	2:06.775	154.8	11

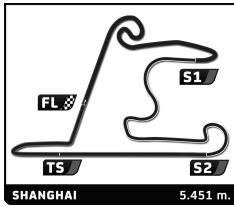


Audi R8 LMS Cup
6 Hours of Shanghai
Race 2

Analysis by lap

Lapped

Nr	Lap Time	Gap	Nr	Lap Time	Gap	Nr	Lap Time	Gap	Nr	Lap Time	Gap	Nr	Lap Time	Gap								
Lap 1																						
8	2:10.117		33	2:12.536	19.555	5	2:09.294	12.798	4	2:08.552	7.752	44	2:08.407	7.612								
99	2:11.337	1.220	13	2:11.009	20.116	12	2:09.288	14.040	11	2:09.857	12.987	4	2:08.889	11.224								
1	2:11.904	1.787	38	2:13.685	25.506	24	2:09.721	16.815	54	2:11.032	13.693	1	2:10.008	12.561								
44	2:12.289	2.172	65	2:13.427	29.652	13	2:12.044	29.385	10	2:09.041	13.825	11	2:09.161	16.010								
54	2:13.272	3.155	7	2:11.297	1 Lap	59	2:13.293	30.206	5	2:09.932	17.454	54	2:09.931	18.483								
88	2:13.642	3.525	Lap 4																			
4	2:16.184	6.067	8	2:07.641		38	2:13.607	41.246	24	2:10.011	23.164	12	2:10.879	25.401								
11	2:16.780	6.663	99	2:08.285	2.355	65	2:13.046	45.806	13	2:11.453	37.508	5	2:10.394	25.687								
5	2:17.346	7.229	1	2:08.346	3.044	7	2:09.930	1 Lap	59	2:12.291	42.645	24	2:12.051	32.031								
10	2:18.298	8.181	44	2:07.960	3.326	Lap 7																
12	2:18.424	8.307	88	2:08.465	4.000	8	2:07.746		38	2:13.997	1'00.034	33	2:14.436	1'07.951								
24	2:19.105	8.988	4	2:08.466	5.681	99	2:08.370	3.480	65	2:13.207	1'01.139	38	2:16.124	1'26.079								
59	2:20.871	10.754	54	2:10.077	6.989	1	2:08.737	5.111	7	2:08.866	1 Lap	65	2:47.561	1'57.357								
33	2:21.215	11.098	11	2:09.149	7.000	88	2:08.083	5.345	Lap 10													
13	2:23.920	13.803	10	2:08.383	9.588	44	2:08.825	6.398	8	2:07.909		88	2:06.801	3.597								
38	2:24.821	14.704	5	2:09.074	10.854	4	2:08.936	6.684	99	2:08.706	6.015	99	2:08.706	6.015								
65	2:27.948	17.831	12	2:08.751	12.316	54	2:09.107	9.521	44	2:08.235	7.277	44	2:08.235	7.277								
66	3:15.393	1'05.276	24	2:09.114	14.396	11	2:08.919	10.204	1	2:09.106	8.611	1	2:09.106	8.611								
39	3:34.459	1'24.342	59	2:12.052	22.380	10	2:10.848	12.669	4	2:09.404	9.247	4	2:09.404	9.247								
Lap 2																						
8	2:08.400		13	2:10.545	23.020	5	2:09.634	14.686	11	2:08.972	14.050	54	2:09.301	15.085								
99	2:08.800	1.620	33	2:12.261	24.175	12	2:09.323	15.617	54	2:09.801	15.085	12	2:09.887	19.809								
1	2:08.751	2.138	38	2:12.879	30.744	24	2:10.404	19.473	12	2:09.887	19.809	5	2:10.444	19.989								
44	2:08.518	2.290	65	2:13.321	35.332	13	2:09.673	31.312	24	2:10.845	26.100	24	2:10.845	26.100								
88	2:08.261	3.386	7	2:11.836	1 Lap	59	2:11.939	34.399	10	2:21.682	27.598	10	2:21.682	27.598								
54	2:09.408	4.163	Lap 5																			
4	2:07.790	5.457	8	2:08.601		33	2:14.025	38.791	59	2:12.770	47.506	33	2:14.249	55.076								
11	2:07.865	6.128	99	2:08.504	2.258	38	2:14.103	47.603	38	2:16.307	1'08.432	65	2:15.728	1'08.958								
5	2:09.156	7.985	1	2:08.630	3.073	65	2:12.576	50.636	7	2:12.318	1 Lap	7	2:12.318	1 Lap								
10	2:09.004	8.785	88	2:08.106	3.505	7	2:09.222	1 Lap	Lap 8													
12	2:10.520	10.427	44	2:09.493	4.218	Lap 8																
24	2:11.381	11.969	4	2:07.822	4.902	8	2:08.140		8	2:08.140		99	2:08.459	3.799								
59	2:12.356	14.710	54	2:09.306	7.694	99	2:08.459	3.799	88	2:08.059	5.264	88	2:08.059	5.264								
33	2:12.727	15.425	11	2:09.586	7.985	1	2:08.776	5.747	1	2:08.776	5.747	1	2:08.776	5.747								
13	2:12.110	17.513	10	2:08.134	9.121	44	2:08.328	6.586	44	2:08.328	6.586	44	2:08.328	6.586								
38	2:13.923	20.227	5	2:09.186	11.439	4	2:08.539	7.083	4	2:08.539	7.083	4	2:08.539	7.083								
65	2:15.200	24.631	12	2:08.972	12.687	54	2:09.163	10.544	54	2:09.163	10.544	54	2:09.163	10.544								
7	5:55.972	1 Lap	24	2:09.234	15.029	11	2:08.949	11.013	11	2:08.949	11.013	11	2:08.949	11.013								
Lap 3																						
8	2:08.406		59	2:11.069	24.848	10	2:08.138	12.667	10	2:08.138	12.667	10	2:08.138	12.667								
99	2:08.497	1.711	13	2:10.857	25.276	5	2:08.859	15.405	5	2:08.859	15.405	5	2:08.859	15.405								
1	2:08.607	2.339	33	2:11.393	26.967	12	2:08.877	16.354	12	2:08.877	16.354	12	2:08.877	16.354								
44	2:09.123	3.007	38	2:13.431	35.574	24	2:09.703	21.036	24	2:09.703	21.036	24	2:09.703	21.036								
88	2:08.196	3.176	65	2:13.964	40.695	13	2:10.766	33.938	13	2:10.766	33.938	13	2:10.766	33.938								
54	2:08.796	4.553	7	2:10.800	1 Lap	59	2:11.978	38.237	59	2:11.978	38.237	59	2:11.978	38.237								
4	2:07.805	4.856	Lap 6																			
11	2:07.770	5.492	8	2:07.935		33	2:13.158	43.809	33	2:13.158	43.809	33	2:13.158	43.809								
10	2:08.467	8.846	99	2:08.533	2.856	38	2:14.457	53.920	38	2:14.457	53.920	38	2:14.457	53.920								
5	2:09.842	9.421	1	2:08.982	4.120	65	2:13.319	55.815	65	2:13.319	55.815	65	2:13.319	55.815								
12	2:09.185	11.206	88	2:09.438	5.008	7	2:10.491	1 Lap	7	2:10.491	1 Lap	7	2:10.491	1 Lap								
24	2:09.360	12.923	44	2:09.036	5.319	Lap 9																
59	2:11.665	17.969	4	2:08.527	5.494	8	2:07.883		8	2:07.883		8	2:07.883									
Lap 7																						
8	2:07.324	4.705	54	2:08.401	8.160	88	2:07.324	4.705	88	2:07.324	4.705	88	2:07.324	4.705								
Lap 9																						
44	2:08.248	6.951	11	2:08.981	9.031	99	2:09.302	5.218	99	2:09.302	5.218	99	2:09.302	5.218								
Lap 11																						
1	2:09.550	7.414	10	2:08.381	9.567	44	2:08.248	6.951	44	2:08.248	6.951	44	2:08.248	6.951								
Lap 11																						
8	2:07.952		Lap 12																			
88	2:07.095	1.276	Lap 12																			
99	2:08.965	7.388	Lap 12																			
Lap 12																						

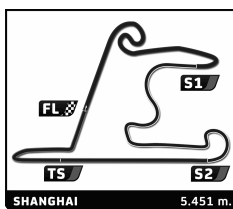


Audi R8 LMS Cup 6 Hours of Shanghai Race 2

Analysis

■ Personal Best
 ■ Session Best
 ■ Crossing the finish line in pit lane

Lap	Time	Sector 1	Sector 2	Sector 3	Kph	Elapsed	Lap	Time	Sector 1	Sector 2	Sector 3	Kph	Elapsed	
1	Alex YOONG MYS Audi TEDA Racing Team Audi R8 LMS						9	2:12.318	46.736	47.816	37.766	148.3	23:20.732	
1	2:11.904	46.686	47.797	37.421	148.8	2:11.904	10	2:10.229	44.582	47.897	37.750	150.7	25:30.961	
2	2:08.751	43.996	47.277	37.478	152.4	4:20.655	11	2:11.562	45.332	48.300	37.930	149.2	27:42.523	
3	2:08.607	43.823	47.517	37.267	152.6	6:29.262								
4	2:08.346	43.722	47.112	37.512	152.9	8:37.608								
5	2:08.630	44.044	47.363	37.223	152.6	10:46.238								
6	2:08.982	43.713	47.289	37.980	152.1	12:55.220								
7	2:08.737	43.846	47.268	37.623	152.4	15:03.957								
8	2:08.776	43.776	47.088	37.912	152.4	17:12.733								
9	2:09.550	44.156	47.204	38.190	151.5	19:22.283								
10	2:09.106	44.243	47.528	37.335	152.0	21:31.389								
11	2:10.133	44.044	47.478	38.611	150.8	23:41.522								
12	2:10.008	44.466	47.616	37.926	150.9	25:51.530								
4	Martin RUMP EST Audi ThinkPad Racing Team Audi R8 LMS													
1	2:16.184	48.957	49.257	37.970	144.1	2:16.184								
2	2:07.790	43.532	46.722	37.536	153.6	4:23.974								
3	2:07.805	43.458	47.080	37.267	153.5	6:31.779								
4	2:08.466	43.703	47.620	37.143	152.8	8:40.245								
5	2:07.822	43.487	46.729	37.606	153.5	10:48.067								
6	2:08.527	43.939	46.984	37.604	152.7	12:56.594								
7	2:08.936	44.181	47.048	37.707	152.2	15:05.530								
8	2:08.539	44.124	47.152	37.263	152.7	17:14.069								
9	2:08.552	43.868	47.201	37.483	152.7	19:22.621								
10	2:09.404	44.279	47.625	37.500	151.6	21:32.025								
11	2:09.279	44.439	47.129	37.711	151.8	23:41.304								
12	2:08.889	43.810	47.117	37.962	152.3	25:50.193								
5	Andrew KIM KOR E-Rain Racing Team Audi R8 LMS													
1	2:17.346	49.440	49.918	37.988	142.9	2:17.346								
2	2:09.156	44.077	47.540	37.539	151.9	4:26.502								
3	2:09.842	44.478	47.145	38.219	151.1	6:36.344								
4	2:09.074	44.225	47.383	37.466	152.0	8:45.418								
5	2:09.186	44.106	47.173	37.907	151.9	10:54.604								
6	2:09.294	44.138	47.381	37.775	151.8	13:03.898								
7	2:09.634	44.069	47.562	38.003	151.4	15:13.532								
8	2:08.859	43.948	47.340	37.571	152.3	17:22.391								
9	2:09.932	44.419	47.789	37.724	151.0	19:32.323								
10	2:10.444	44.012	47.982	38.450	150.4	21:42.767								
11	2:11.495	45.015	48.174	38.306	149.2	23:54.262								
12	2:10.394	44.401	48.242	37.751	150.5	26:04.656								
7	Jeffrey LEE TWN Team Audi Volkswagen Taiwan Audi R8 LMS													
1	5:55.972	4:28.084	49.542	38.346	55.1	5:55.972								
2	2:11.297	45.377	48.358	37.562	149.5	8:07.269								
3	2:11.836	45.339	48.110	38.387	148.8	10:19.105								
4	2:10.800	44.897	47.938	37.965	150.0	12:29.905								
5	2:09.930	44.487	47.664	37.779	151.0	14:39.835								
6	2:09.222	44.063	47.266	37.893	151.9	16:49.057								
7	2:10.491	44.872	47.481	38.138	150.4	18:59.548								
8	2:08.866	44.305	47.260	37.301	152.3	21:08.414								
8	Aditya PATEL IND Team Audi R8 LMS Cup Audi R8 LMS													
1	2:10.117	45.741	47.276	37.100	150.8	2:10.117								
2	2:08.400	43.996	46.835	37.569	152.8	4:18.517								
3	2:08.406	43.847	47.365	37.194	152.8	6:26.923								
4	2:07.641	43.770	46.929	36.942	153.7	8:34.564								
5	2:08.601	43.928	47.061	37.612	152.6	10:43.165								
6	2:07.935	43.971	46.906	37.058	153.4	12:51.100								
7	2:07.746	43.790	46.933	37.023	153.6	14:58.846								
8	2:08.140	43.904	46.808	37.428	153.1	17:06.986								
9	2:07.883	43.720	46.955	37.208	153.4	19:14.869								
10	2:07.909	44.033	46.786	37.090	153.4	21:22.778								
11	2:08.239	43.865	47.241	37.133	153.0	23:31.017								
12	2:07.952	43.867	46.994	37.091	153.4	25:38.969								
10	Yuan BO CHN Team Cedar Fund Audi R8 LMS													
1	2:18.298	50.387	49.517	38.394	141.9	2:18.298								
2	2:09.004	44.382	47.090	37.532	152.1	4:27.302								
3	2:08.467	44.014	47.093	37.360	152.8	6:35.769								
4	2:08.383	43.852	47.110	37.421	152.9	8:44.152								
5	2:08.134	43.758	47.060	37.316	153.1	10:52.286								
6	2:08.381	43.683	47.240	37.458	152.9	13:00.667								
7	2:10.848	45.808	47.383	37.657	150.0	15:11.515								
8	2:08.138	43.849	47.118	37.171	153.1	17:19.653								
9	2:09.041	43.579	47.205	38.257	152.1	19:28.694								
10	2:21.682	56.141	47.652	37.889	138.5	21:50.376								
11	2:09.059	44.245	47.680	37.134	152.1	23:59.435								
12	2:11.879	44.054	49.005	38.820	148.8	26:11.314								
11	Kyong-Ouk YOU KOR Audi Korea Audi R8 LMS													
1	2:16.780	49.513	49.230	38.037	143.5	2:16.780								
2	2:07.865	43.570	47.329	36.966	153.5	4:24.645								
3	2:07.770	43.425	47.325	37.020	153.6	6:32.415								
4	2:09.149	43.902	47.382	37.865	151.9	8:41.564								
5	2:09.586	44.276	47.745	37.565	151.4	10:51.150								
6	2:08.981	44.182	47.466	37.333	152.1	13:00.131								
7	2:08.919	43.946	47.702	37.271	152.2	15:09.050								
8	2:08.949	44.028	47.403	37.518	152.2	17:17.999								
9	2:09.857	44.418	47.464	37.975	151.1	19:27.856								
10	2:08.972	43.995	47.353	37.624	152.2	21:36.828								
11	2:08.990	44.004	47.423	37.563	152.1	23:45.818								
12	2:09.161	43.909	47.349	37.903	151.9	25:54.979								
12	Alex AU HKG CTVS Racing Team Audi R8 LMS													
1	2:18.424	50.182	49.682	38.560	141.8	2:18.424								
2	2:10.520	45.001	47.823	37.696	150.3	4:28.944								
3	2:09.185	43.967	47.228	37.990	151.9	6:38.129								
4	2:08.751	43.989	47.534	37.228	152.4	8:46.880								
5	2:08.972	43.864	47.801	37.307	152.2	10:55.852								



Audi R8 LMS Cup

6 Hours of Shanghai

Race 2

Analysis

■ Personal Best
 ■ Session Best
 ■ Crossing the finish line in pit lane

Lap	Time	Sector 1	Sector 2	Sector 3	Kph	Elapsed	Lap	Time	Sector 1	Sector 2	Sector 3	Kph	Elapsed
6	2:09.288	44.226	47.652	37.410	151.8	13:05.140	5	2:13.431	45.796	49.441	38.194	147.1	11:18.739
7	2:09.323	44.178	47.808	37.337	151.7	15:14.463	6	2:13.607	45.488	49.655	38.464	146.9	13:32.346
8	2:08.877	44.046	47.469	37.362	152.3	17:23.340	7	2:14.103	45.822	49.555	38.726	146.3	15:46.449
9	2:09.360	44.360	47.684	37.316	151.7	19:32.700	8	2:14.457	45.520	50.026	38.911	145.9	18:00.906
10	2:09.887	44.406	47.700	37.781	151.1	21:42.587	9	2:13.997	45.651	49.574	38.772	146.4	20:14.903
11	2:10.904	44.683	48.169	38.052	149.9	23:53.491	10	2:16.307	46.606	49.687	40.014	144.0	22:31.210
12	2:10.879	44.644	48.226	38.009	149.9	26:04.370	11	2:17.714	46.316	50.494	40.904	142.5	24:48.924
							12	2:16.124	46.907	49.669	39.548	144.2	27:05.048

13	Sun JING ZU	CHN
	Team Milestone	Audi R8 LMS

Lap	Time	Sector 1	Sector 2	Sector 3	Kph	Elapsed
1	2:23.920	54.445	50.929	38.546	136.4	2:23.920
2	2:12.110	45.429	48.490	38.191	148.5	4:36.030
3	2:11.009	44.375	48.477	38.157	149.8	6:47.039
4	2:10.545	44.750	48.042	37.753	150.3	8:57.584
5	2:10.857	44.664	48.312	37.881	150.0	11:08.441
6	2:12.044	45.820	48.411	37.813	148.6	13:20.485
7	2:09.673	43.946	47.901	37.826	151.3	15:30.158
8	2:10.766	44.041	48.667	38.058	150.1	17:40.924
9	2:11.453	45.429	48.285	37.739	149.3	19:52.377

24	David CHENG	CHN
	Michelin Racing Team	Audi R8 LMS

Lap	Time	Sector 1	Sector 2	Sector 3	Kph	Elapsed
1	2:19.105	50.616	49.919	38.570	141.1	2:19.105
2	2:11.381	45.035	48.215	38.131	149.4	4:30.486
3	2:09.360	44.211	47.474	37.675	151.7	6:39.846
4	2:09.114	44.016	47.585	37.513	152.0	8:48.960
5	2:09.234	44.141	47.643	37.450	151.8	10:58.194
6	2:09.721	44.170	48.025	37.526	151.3	13:07.915
7	2:10.404	44.536	48.054	37.814	150.5	15:18.319
8	2:09.703	44.205	47.763	37.735	151.3	17:28.022
9	2:10.011	44.287	48.008	37.716	150.9	19:38.033
10	2:10.845	44.746	48.303	37.796	150.0	21:48.878
11	2:10.071	44.423	48.037	37.611	150.9	23:58.949
12	2:12.051	44.318	49.282	38.451	148.6	26:11.000

33	Wong SIU SUI	HKG
	Starspeed Racing	Audi R8 LMS

Lap	Time	Sector 1	Sector 2	Sector 3	Kph	Elapsed
1	2:21.215	52.366	49.860	38.989	139.0	2:21.215
2	2:12.727	45.450	48.869	38.408	147.8	4:33.942
3	2:12.536	45.008	48.963	38.565	148.1	6:46.478
4	2:12.261	45.491	49.041	37.729	148.4	8:58.739
5	2:11.393	44.783	48.556	38.054	149.4	11:10.132
6	2:13.480	45.216	49.691	38.573	147.0	13:23.612
7	2:14.025	45.469	50.219	38.337	146.4	15:37.637
8	2:13.158	45.826	49.147	38.185	147.4	17:50.795
9	2:12.810	45.611	49.051	38.148	147.8	20:03.605
10	2:14.249	45.775	50.097	38.377	146.2	22:17.854
11	2:14.630	46.326	49.730	38.574	145.8	24:32.484
12	2:14.436	46.135	49.930	38.371	146.0	26:46.920

38	Yoon SANGHWI	ITA
	Team Chengdu New Elements	Audi R8 LMS

Lap	Time	Sector 1	Sector 2	Sector 3	Kph	Elapsed
1	2:24.821	53.153	51.794	39.874	135.5	2:24.821
2	2:13.923	46.259	49.509	38.155	146.5	4:38.744
3	2:13.685	45.714	49.665	38.306	146.8	6:52.429
4	2:12.879	45.580	49.022	38.277	147.7	9:05.308

39	Stefano MONTESI	HKG
	Team Betterlife	Audi R8 LMS

Lap	Time	Sector 1	Sector 2	Sector 3	Kph	Elapsed
1	3:34.459	48.271	1:08.354	1:37.834	91.5	3:34.459

44	Alessio PICARIELLO	BEL
	ams Racing Team	Audi R8 LMS

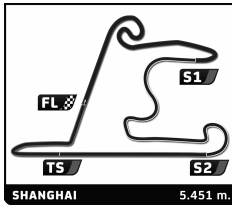
Lap	Time	Sector 1	Sector 2	Sector 3	Kph	Elapsed
1	2:12.289	47.270	47.681	37.338	148.3	2:12.289
2	2:08.518	44.195	47.021	37.302	152.7	4:20.807
3	2:09.123	44.078	47.580	37.465	152.0	6:29.930
4	2:07.960	43.907	46.762	37.291	153.4	8:37.890
5	2:09.493	43.867	48.122	37.504	151.5	10:47.383
6	2:09.036	43.845	46.962	38.229	152.1	12:56.419
7	2:08.825	43.788	47.061	37.976	152.3	15:05.244
8	2:08.328	43.776	47.149	37.403	152.9	17:13.572
9	2:08.248	43.871	47.136	37.241	153.0	19:21.820
10	2:08.235	43.794	47.040	37.401	153.0	21:30.055
11	2:08.119	43.690	47.060	37.369	153.2	23:38.174
12	2:08.407	43.634	47.315	37.458	152.8	25:46.581

54	Thomas FJORBACH	DNK
	Federal-Mogul Motorparts Racing Team	Audi R8 LMS

Lap	Time	Sector 1	Sector 2	Sector 3	Kph	Elapsed
1	2:13.272	47.471	48.442	37.359	147.2	2:13.272
2	2:09.408	43.726	48.378	37.304	151.6	4:22.680
3	2:08.796	43.933	47.576	37.287	152.4	6:31.476
4	2:10.077	43.646	47.854	38.577	150.9	8:41.553
5	2:09.306	43.870	47.567	37.869	151.8	10:50.859
6	2:08.401	43.906	47.351	37.144	152.8	12:59.260
7	2:09.107	43.792	47.607	37.708	152.0	15:08.367
8	2:09.163	43.800	47.643	37.720	151.9	17:17.530
9	2:11.032	44.193	47.726	39.113	149.8	19:28.562
10	2:09.301	44.309	47.921	37.071	151.8	21:37.863
11	2:09.658	43.954	47.945	37.759	151.3	23:47.521
12	2:09.931	43.987	48.014	37.930	151.0	25:57.452

59	Daniel BILSKI	HKG
	B-Quik Racing	Audi R8 LMS

Lap	Time	Sector 1	Sector 2	Sector 3	Kph	Elapsed
1	2:20.871	51.699	50.340	38.832	139.3	2:20.871
2	2:12.356	45.193	49.150	38.013	148.3	4:33.227
3	2:11.665	45.210	48.559	37.896	149.0	6:44.892
4	2:12.052	45.182	48.962	37.908	148.6	8:56.944
5	2:11.069	44.551	48.643	37.875	149.7	11:08.013
6	2:13.293	45.775	49.530	37.988	147.2	13:21.306
7	2:11.939	45.015	49.038	37.886	148.7	15:33.245
8	2:11.978	44.907	48.912	38.159	148.7	17:45.223
9	2:12.291	45.020	49.000	38.271	148.3	19:57.514
10	2:12.770	44.973	49.171	38.626	147.8	22:10.284
11	2:13.598	45.014	49.753	38.831	146.9	24:23.882



Audi R8 LMS Cup
6 Hours of Shanghai
Race 2

Analysis

■ Personal Best
 ■ Session Best
 B Crossing the finish line in pit lane

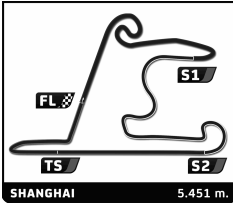
Lap	Time	Sector 1	Sector 2	Sector 3	Kph	Elapsed	Lap	Time	Sector 1	Sector 2	Sector 3	Kph	Elapsed
12	2:15.040	45.677	50.011	39.352	145.3	26:38.922							

65 Vincent WONG								ITA
Starspeed Racing								Audi R8 LMS
1	2:27.948	55.057	53.543	39.348	132.6	2:27.948		
2	2:15.200	45.984	50.691	38.525	145.1	4:43.148		
3	2:13.427	45.069	49.785	38.573	147.1	6:56.575		
4	2:13.321	45.165	49.655	38.501	147.2	9:09.896		
5	2:13.964	45.273	50.088	38.603	146.5	11:23.860		
6	2:13.046	44.946	49.986	38.114	147.5	13:36.906		
7	2:12.576	44.840	49.480	38.256	148.0	15:49.482		
8	2:13.319	45.445	49.837	38.037	147.2	18:02.801		
9	2:13.207	45.193	49.695	38.319	147.3	20:16.008		
10	2:15.728	46.518	49.651	39.559	144.6	22:31.736		
11	2:17.029	46.300	50.316	40.413	143.2	24:48.765		
12	2:47.561 B	46.098	49.552	1:11.911	117.1	27:36.326		

66 Rahel FREY								CHE
Castrol Racing Team								Audi R8 LMS
1	3:15.393 B	48.292	1:04.769	1:22.332	100.4	3:15.393		

88 Marchy LEE								HKG
Audi Hong Kong Team								Audi R8 LMS
1	2:13.642	47.855	48.488	37.299	146.8	2:13.642		
2	2:08.261	43.562	47.680	37.019	153.0	4:21.903		
3	2:08.196	43.360	47.478	37.358	153.1	6:30.099		
4	2:08.465	43.973	46.929	37.563	152.8	8:38.564		
5	2:08.106	43.408	47.565	37.133	153.2	10:46.670		
6	2:09.438	43.610	47.350	38.478	151.6	12:56.108		
7	2:08.083	43.494	47.149	37.440	153.2	15:04.191		
8	2:08.059	43.754	47.318	36.987	153.2	17:12.250		
9	2:07.324	43.214	46.974	37.136	154.1	19:19.574		
10	2:06.801	43.221	46.771	36.809	154.8	21:26.375		
11	2:06.775	43.284	46.603	36.888	154.8	23:33.150		
12	2:07.095	43.205	46.594	37.296	154.4	25:40.245		

99 Cheng CONGFU								CHN
FAW-VW Audi Racing Team								Audi R8 LMS
1	2:11.337	46.208	47.653	37.476	149.4	2:11.337		
2	2:08.800	44.246	47.344	37.210	152.4	4:20.137		
3	2:08.497	43.919	47.073	37.505	152.7	6:28.634		
4	2:08.285	43.854	47.135	37.296	153.0	8:36.919		
5	2:08.504	43.689	47.103	37.712	152.7	10:45.423		
6	2:08.533	43.795	47.299	37.439	152.7	12:53.956		
7	2:08.370	43.726	47.420	37.224	152.9	15:02.326		
8	2:08.459	43.765	47.343	37.351	152.8	17:10.785		
9	2:09.302	43.853	47.503	37.946	151.8	19:20.087		
10	2:08.706	43.876	47.470	37.360	152.5	21:28.793		
11	2:08.599	44.005	47.397	37.197	152.6	23:37.392		
12	2:08.965	43.870	47.294	37.801	152.2	25:46.357		

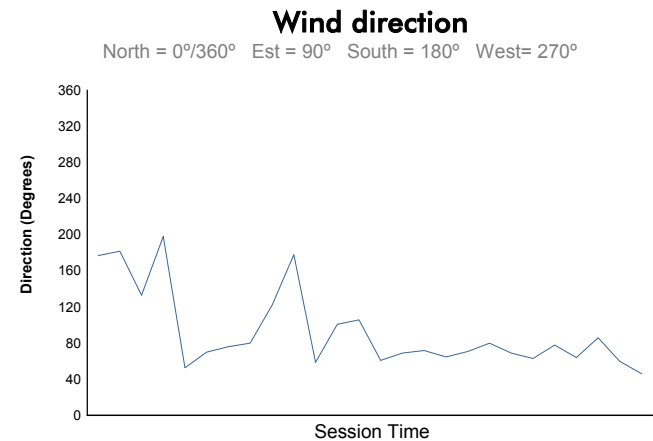
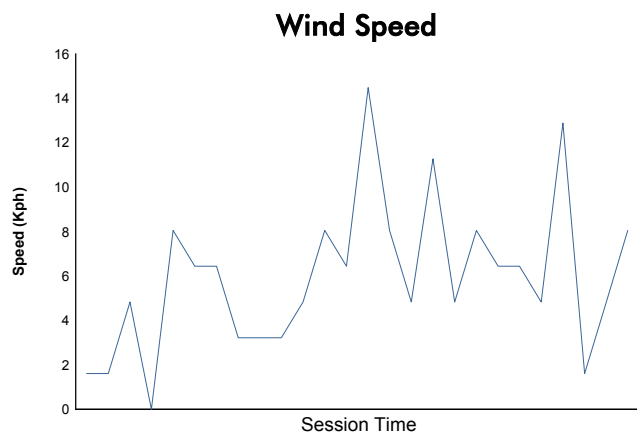
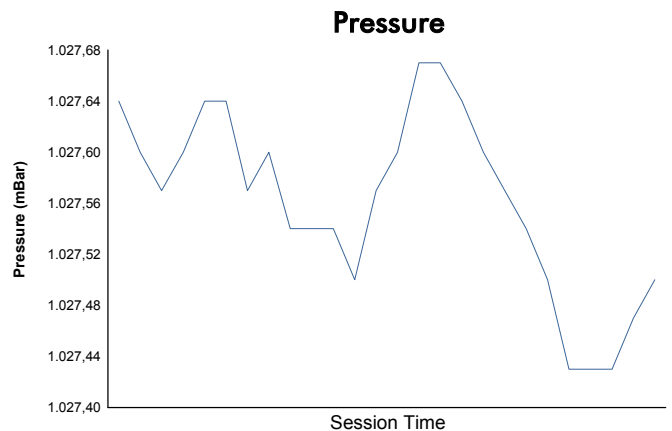
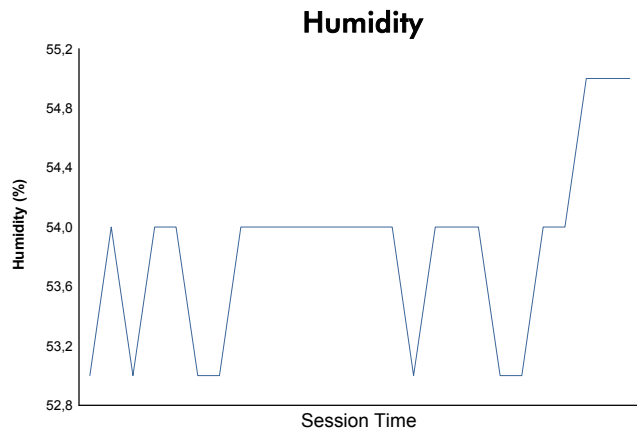
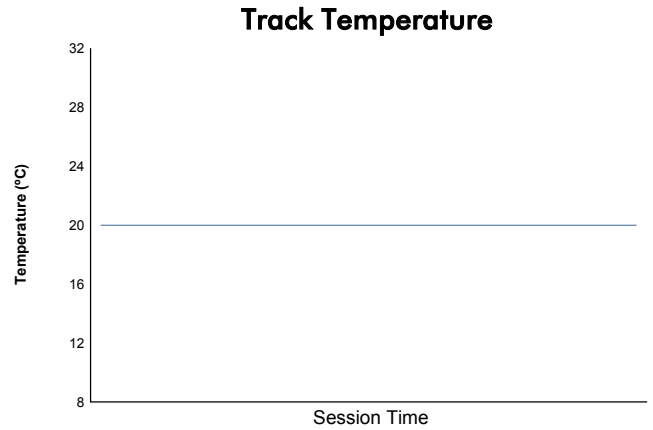
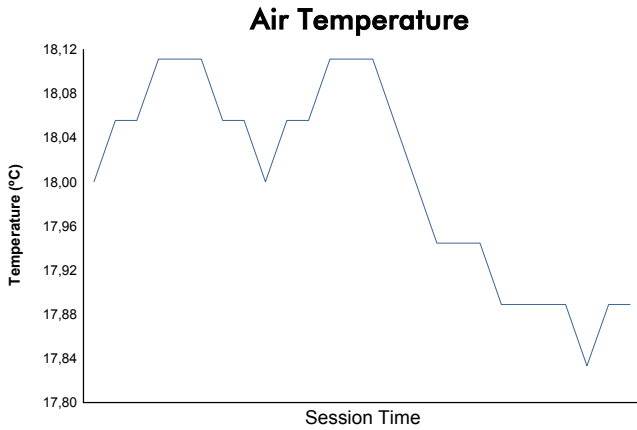


6 Hours of Shanghai

Audi R8 LMS Cup

Race 2

Weather Report



Track Status: **DRY**