

SRO
MOTORSPORTS GROUP



Blancpain GT Series Asia

Rounds 5 & 6

Suzuka International Circuit

28th June – 1st July 2018



Results Provided by Timing Solutions Ltd
www.tsl-timing.com

JB 1735
BLANCPAIN
MANUFACTURE DE HAUTE HORLOGERIE



AMG
MOTORSPORT



Moty's

panta
RACING GEAR

GULLWING
RACE PREPARE

TSL
SPORTS TIMING
TIMING SOLUTIONS LTD

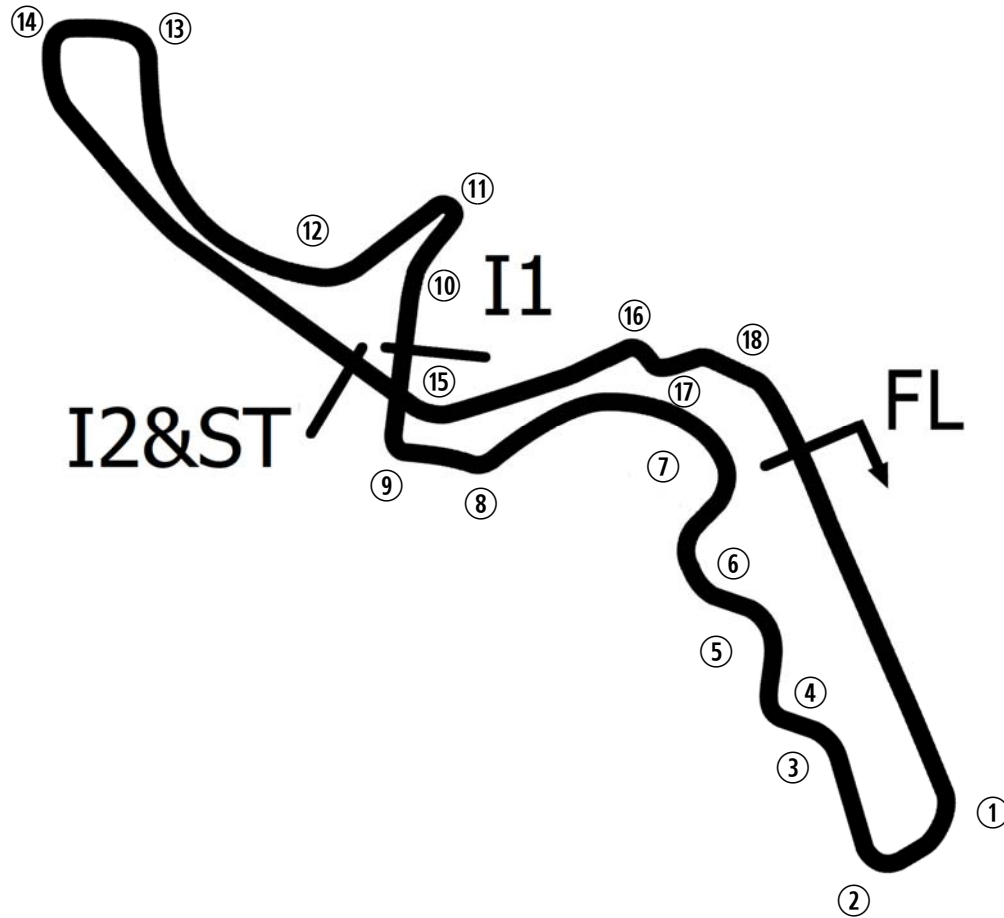
J&S
MOTORSPORT
LOGISTICS

MRTC

Supercar
Club
HONG KONG

SRO
MOTORSPORTS GROUP

Suzuka International Circuit



Length	3.608 miles	5807.0 m
Start Line Offset	300m	
VMax	1236m	
I1	2594m	
I2	4724m	
Pit Entry	5808m	
Pit Exit	373.5m after FL	
	Pit Entry–Pit Exit 415.2m, 24.9s @60kph	

Blancpain GT Series Asia 2018

QUALIFYING 1 - CLASSIFICATION - FINAL

POS	NO	CL	PIC	TEAM / DRIVERS	CAR	TIME	ON	LAPS	GAP	DIFF	KPH
1	3	GT3S	1	Absolute Racing (HKG) Martin RUMP (EST) / Franky CHENG (CHN)	Audi R8 LMS GT3	2:02.267	2	3			170.97
2	19	GT3S	2	FFF Racing Team by ACM (CHN) Dennis LIND (DNK) / Martin KODRIC (HRV)	Lamborghini Huracan GT3	2:02.600	2	3	0.333	0.333	170.51
3	999	GT3S	3	GruppeM Racing Team (HKG) Markus POMMER (DEU) / Patric NIEDERHAUSER (CHE)	Mercedes-AMG GT3	2:02.897	1	5	0.629	0.296	170.10
4	911	GT3S	4	Craft Bamboo Racing (HKG) Shae DAVIES (AUS) / Sandy STUVIK (THA)	Porsche 991 GT3R	2:03.090	4	5	0.823	0.193	169.83
5	27	GT3S	5	HubAuto Corsa (TPE) Hongli YE (CHN) / Nick FOSTER (AUS)	Ferrari 488 GT3	2:03.094	2	4	0.827	0.003	169.83
6	63	GT3PA	1	FFF Racing Team by ACM (CHN) Hiroshi HAMAGUCHI (JPN) / Marco MAPELLI (CHE)	Lamborghini Huracan GT3	2:03.183	3	4	0.915	0.088	169.70
7	23	GT3S	6	KCMG (HKG) Edoardo LIBERATI (ITA) / Florian STRAUSS (DEU)	Nissan GT-R NISMO GT3	2:03.299	1	4	1.032	0.116	169.54
8	86	GT3S	7	OD Racing Team WRT (MYS) Aditya PATEL (IND) / Mitchell GILBERT (MYS)	Audi R8 LMS GT3	2:03.369	1	3	1.102	0.070	169.45
9	888	GT3PA	2	GruppeM Racing Team (HKG) Alexander MATTSCHULL (DEU) / Raffaele MARCIELLO (DEU)	Mercedes-AMG GT3	2:03.729	3	6	1.462	0.360	168.95
10	5	GT3S	8	Phoenix Racing Asia (HKG) Shaun THONG (HKG) / Alex YOONG (MYS)	Audi R8 LMS GT3	2:03.747	1	4	1.480	0.018	168.93
11	37	GT3PA	3	Absolute Racing (HKG) Anthony LIU (CHN) / Josh BURDON (HKG)	Audi R8 LMS GT3	2:03.786	3	4	1.518	0.038	168.88
12	991 *	GT3S	9	Craft Bamboo Racing (HKG) Aidan READ (AUS) / Darryl O'YOUNG (HKG)	Porsche 991 GT3R	2:04.095	1	4	1.828	0.309	168.46
13	97	GT3PA	4	Indigo Racing (KOR) Juwon SEO (KOR) / Roelof BRUINS (NDL)	Mercedes-AMG GT3	2:04.159	1	4	1.892	0.064	168.37
14	7	GT3PA	5	Absolute Racing (HKG) Andrew KIM (KOR) / Adderly FONG (HKG)	Audi R8 LMS GT3	2:04.673	3	6	2.405	0.513	167.68
15	47	GT3PA	6	D'station Racing (JPN) Satoshi HOSHINO (JPN) / Seiji ARA (JPN)	Porsche 991 GT3 R	2:04.826	3	4	2.559	0.153	167.47
16	18	GT3PA	7	KCMG (HKG) Yuke TANIGUCHI (JPN) / Alexandre IMPERATORI (CHE)	Nissan GT-R NISMO GT3	2:04.954	3	4	2.687	0.128	167.30
17	8	GT3AM	1	ARN Racing (JPN) Hideki NAGAI (JPN) / Shinji TAKEI (JPN)	Ferrari 488 GT3	2:05.192	3	6	2.925	0.238	166.98
18	33	GT3S	10	Porsche Team EBI (JPN) Tetsuya YAMANO (JPN) / Naoya YAMANO (JPN)	Porsche 991 GT3 R	2:05.433	5	6	3.166	0.240	166.66
19	28	GT3PA	8	HubAuto Corsa (TPE) Morris CHEN (TPE) / Tim SLADE (AUS)	Ferrari 488 GT3	2:06.064	2	4	3.797	0.631	165.82
20	777	GT3PA	9	CarGuy Racing (JPN) Takeshi KIMURA (JPN) / Kei COZZOLINO (JPN)	Lamborghini Huracan GT3	2:07.006	1	3	4.739	0.942	164.59
21	45	GT3AM	2	KCMG (HKG) Naoto TAKEDA (JPN) / Takuya SHIRASAKA (JPN)	Audi R8 LMS GT3	2:07.124	1	5	4.857	0.117	164.44
22	390	GT3PA	10	Kizashi x Saccess Racing (JPN) Tamotsu KONDO (JPN) / Naoki YOKOMIZO (JPN)	Lamborghini Huracan GT3	2:11.925	1	4	9.658	4.800	158.46
23	51	GT3AM	3	AMAC Motorsport (AUS) Andrew MACPHERSON (AUS) / William PORTER (AUS)	Lamborghini Huracan GT3	2:13.068	1	6	10.801	1.142	157.10
24	666	GT4AM	1	GruppeM Racing Team (HKG) Ryuichirou OHTSUKA (JPN) / Reinhold RENGER (DEU)	Mercedes-AMG GT4	2:14.989	2	5	12.722	1.921	154.86
25	81	GT4AM	2	BMW Team Studie (JPN) Takayuki KINOSHITA (JPN) / Sunako JUKUCHOU (JPN)	BMW M4 GT4	2:15.916	3	5	13.649	0.927	153.80
26	77	GT4AM	3	Craft Bamboo Racing (HKG) Frank YU (HKG) / Jean Marc MERLIN (FRA)	Mercedes-AMG GT4	2:16.605	1	4	14.338	0.689	153.03
27	11	GT4AM	4	TTR Team SARD (HKG) Brian LEE (TPE) / Tony FONG (HKG)	Porsche Cayman GT4 Clubspor	2:16.744	2	5	14.476	0.138	152.87
28	72	GT4AM	5	Team iRaceWin (TPE) Ringo CHONG (SGP) / Gilles VANNELET (FRA)	Mercedes-AMG GT4	2:17.035	1	4	14.768	0.291	152.55
29	17	GT4AM	6	Taiwan Top Speed Racing Team (TWN) George CHOU (TPE) / Keo CHANG (TPE)	Porsche Cayman GT4 Clubspor	2:17.384	4	5	15.117	0.348	152.16
30	82	GT4AM	7	BMW Team Studie (JPN) Ken URATA (JPN) / Max CHEN (TPE)	BMW M4 GT4	2:18.999	3	3	16.731	1.614	150.39
31	12	GT4AM	8	Clearwater Racing (SGP) Richard WEE (SGP) / Daniel AU (SGP)	McLaren 570S GT4	2:19.718	2	4	17.451	0.719	149.62

CLASS GT3 QUALIFYING LAPTIME (115.0% of 2:02.267) = 2:20.607
CLASS GT4 QUALIFYING LAPTIME (115.0% of 2:14.989) = 2:35.238

* Car 991 - Lap time removed for exceeding track limits

Suzuka
Circuit Length = 5.807 km
Start: 09:55 Flag 10:10 End: 10:13

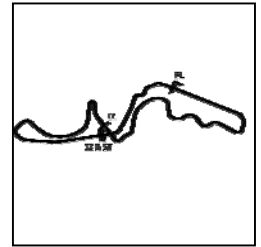
Weather / Track : Sunny / Dry

These results are provisional until the conclusion of any judicial and technical matters.

Race Director : Ravin	Clerk of the Course :	Stewards :	Timekeeper :
-----------------------	-----------------------	------------	--------------

Blancpain GT Series Asia 2018

QUALIFYING 1 - SECTOR ANALYSIS



SECTOR 1 = FL to I1, SECTOR 2 = I1 to I2 SECTOR 3 = I2 to I3, SECTOR 4 = I3 to FL, DIFF = Difference To Personal Best Lap, P = Crossed Finish Line in Pit Lane, D = Time Disallowed

P1		3 GT3S		Absolute Racing		Audi R8 LMS GT3			
IDEAL LAP TIME : 2:02.267		BEST LAP TIME : 2:02.267		DIFFERENCE : 0.000					
D1: Martin RUMP		D2: Franky CHENG							
LAP	SECTOR 1	SECTOR 2	SECTOR 3	SPEED TRAP	LAP TIME	KPH	DIFF	TIME OF DAY	
1 - D1	55.871	45.326	24.517	245.2	2:05.715 (2)	166.28	3.448	09:59:37.732	
2 - D1	54.980	44.915	22.371	243.1	2:02.267 (1)	170.97		10:01:39.999	
3 - D1	55.262	47.962	IN PIT	213.5	2:14.557 P	155.36	12.290	10:03:54.557	

P2		19 GT3S		FFF Racing Team by ACM		Lamborghini Huracan GT3			
IDEAL LAP TIME : 2:02.600		BEST LAP TIME : 2:02.600		DIFFERENCE : 0.000					
D1: Dennis LIND		D2: Martin KODRIC							
LAP	SECTOR 1	SECTOR 2	SECTOR 3	SPEED TRAP	LAP TIME	KPH	DIFF	TIME OF DAY	
1 - D1	57.317	45.457	23.378	242.8	2:06.153 (2)	165.71	3.552	09:59:36.274	
2 - D1	55.073	45.013	22.514	244.5	2:02.600 (1)	170.51		10:01:38.875	
3 - D1	55.706	52.603	IN PIT	208.3	2:17.832 P	151.67	15.231	10:03:56.708	

P3		999 GT3S		GruppeM Racing Team		Mercedes-AMG GT3			
IDEAL LAP TIME : 2:02.867		BEST LAP TIME : 2:02.897		DIFFERENCE : 0.030					
D1: Markus POMMER		D2: Patric NIEDERHAUSER							
LAP	SECTOR 1	SECTOR 2	SECTOR 3	SPEED TRAP	LAP TIME	KPH	DIFF	TIME OF DAY	
1 - D1	55.155	45.319	22.421	240.2	2:02.897 (1)	170.10		10:01:31.797	
2 - D1	55.125	45.692	28.475	239.6	2:09.294 (2)	161.68	6.397	10:03:41.091	
3 - D1	55.584	51.594	34.725	111.7	2:21.904	147.31	19.007	10:06:02.995	
4 - D1	1:03.193	53.105	25.186	204.8	2:21.485 (3)	147.75	18.588	10:08:24.480	
5 - D1	58.850	47.212	IN PIT	220.3	2:18.028 P	151.45	15.131	10:10:42.509	

P4		911 GT3S		Craft Bamboo Racing		Porsche 911 GT3R			
IDEAL LAP TIME : 2:02.974		BEST LAP TIME : 2:03.090		DIFFERENCE : 0.115					
D1: Shae DAVIES		D2: Sandy STUVIK							
LAP	SECTOR 1	SECTOR 2	SECTOR 3	SPEED TRAP	LAP TIME	KPH	DIFF	TIME OF DAY	
1 - D1	55.769	45.008	22.467	245.0	2:03.246 (2)	169.62	0.155	09:59:56.824	
2 - D1	57.941	47.130	IN PIT	237.5	2:15.008 P	154.84	11.917	10:02:11.833	
3 - D1	OUTLAP	1:00.518	24.419	170.2	5:11.267	67.16	3:08.177	10:07:23.100	
4 - D1	55.506	45.000	22.583	245.0	2:03.090 (1)	169.83		10:09:26.191	
5 - D1	55.570	45.385	IN PIT	243.4	2:10.806 P	159.81	7.716	10:11:36.998	

P5		27 GT3S		HubAuto Corsa		Ferrari 488 GT3			
IDEAL LAP TIME : 2:03.094		BEST LAP TIME : 2:03.094		DIFFERENCE : 0.000					
D1: Hongli YE		D2: Nick FOSTER							
LAP	SECTOR 1	SECTOR 2	SECTOR 3	SPEED TRAP	LAP TIME	KPH	DIFF	TIME OF DAY	
1 - D1	55.554	52.257	30.600	195.4	2:18.412 (2)	151.03	15.318	10:00:21.923	
2 - D1	55.278	45.276	22.539	242.1	2:03.094 (1)	169.83		10:02:25.017	
3 - D1	56.499	52.594	49.716	167.0	2:38.810 (3)	131.63	35.715	10:05:03.828	
4 - D1	55.528	50.411	IN PIT	239.9	2:14.738 P	155.15	11.644	10:07:18.567	

P6		63 GT3PA		FFF Racing Team by ACM		Lamborghini Huracan GT3			
IDEAL LAP TIME : 2:02.804		BEST LAP TIME : 2:03.183		DIFFERENCE : 0.379					
D1: Hiroshi HAMAGUCHI		D2: Marco MAPELLI							
LAP	SECTOR 1	SECTOR 2	SECTOR 3	SPEED TRAP	LAP TIME	KPH	DIFF	TIME OF DAY	
1 - D1	57.257	45.630	23.079	244.9	2:05.968 (3)	165.95	2.785	09:59:38.506	
2 - D1	55.607	45.033	22.553	245.0	2:03.194 (2)	169.69	0.011	10:01:41.701	
3 - D1	55.216	45.126	22.839	243.3	2:03.183 (1)	169.70		10:03:44.884	
4 - D1	59.808	47.671	IN PIT	224.2	2:17.973 P	151.51	14.790	10:06:02.858	

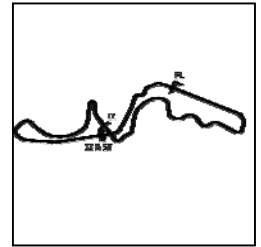
P7		23 GT3S		KCMG		Nissan GT-R NISMO GT3			
IDEAL LAP TIME : 2:03.254		BEST LAP TIME : 2:03.299		DIFFERENCE : 0.045					
D1: Edoardo LIBERATI		D2: Florian STRAUSS							
LAP	SECTOR 1	SECTOR 2	SECTOR 3	SPEED TRAP	LAP TIME	KPH	DIFF	TIME OF DAY	

Weather / Track : Sunny / Dry

Suzuka
Circuit Length = 5.807 km
Start: 09:55 Flag 10:10 End: 10:13

Blancpain GT Series Asia 2018

QUALIFYING 1 - SECTOR ANALYSIS



SECTOR 1 = FL to I1, SECTOR 2 = I1 to I2 SECTOR 3 = I2 to I3, SECTOR 4 = I3 to FL, DIFF = Difference To Personal Best Lap, P = Crossed Finish Line in Pit Lane, D = Time Disallowed

LAP	SECTOR 1	SECTOR 2	SECTOR 3	SPEED TRAP	LAP TIME	KPH	DIFF	TIME OF DAY
1 - D1	55.577	45.340	22.381	236.1	2:03.299 (1)	169.54		09:59:30.404
2 - D1	55.532	45.408	22.421	236.6	2:03.361 (2)	169.46	0.061	10:01:33.766
3 - D1	55.748	45.820	28.450	188.9	2:10.019 (3)	160.78	6.719	10:03:43.785
4 - D1	56.122	47.855	IN PIT	199.4	2:16.268 P	153.41	12.968	10:06:00.054

P8 86 GT3S OD Racing Team WRT

Audi R8 LMS GT3

IDEAL LAP TIME : 2:03.337 BEST LAP TIME : 2:03.369 DIFFERENCE : 0.032
D1: Aditya PATEL D2: Mitchell GILBERT

LAP	SECTOR 1	SECTOR 2	SECTOR 3	SPEED TRAP	LAP TIME	KPH	DIFF	TIME OF DAY
1 - D1	55.451	45.249	22.669	241.9	2:03.369 (1)	169.45		10:01:22.094
2 - D1	55.418	49.920	25.598	207.8	2:10.937 (2)	159.65	7.567	10:03:33.031
3 - D1	55.749	47.189	IN PIT	227.9	2:15.313 P	154.49	11.943	10:05:48.345

P9 888 GT3PA GruppeM Racing Team

Mercedes-AMG GT3

IDEAL LAP TIME : 2:03.712 BEST LAP TIME : 2:03.729 DIFFERENCE : 0.017
D1: Alexander MATTSCHULL D2: Raffaele MARCIELLO

LAP	SECTOR 1	SECTOR 2	SECTOR 3	SPEED TRAP	LAP TIME	KPH	DIFF	TIME OF DAY
1 - D1	56.118	45.414	22.785	240.0	2:04.319 (2)	168.15	0.589	09:59:40.782
2 - D1	1:01.491	49.265	22.854	238.8	2:13.610 (3)	156.46	9.881	10:01:54.393
3 - D1	55.783	45.431	22.514	238.5	2:03.729 (1)	168.95		10:03:58.123
4 - D1	57.313	52.263	27.498	194.3	2:17.075	152.50	13.346	10:06:15.198
5 - D1	1:04.457	50.762	26.210	207.7	2:21.429	147.81	17.699	10:08:36.628
6 - D1	1:06.384	51.791	IN PIT	214.4	2:29.700 P	139.64	25.970	10:11:06.329

P10 5 GT3S Phoenix Racing Asia

Audi R8 LMS GT3

IDEAL LAP TIME : 2:03.588 BEST LAP TIME : 2:03.747 DIFFERENCE : 0.159
D1: Shaun THONG D2: Alex YOONG

LAP	SECTOR 1	SECTOR 2	SECTOR 3	SPEED TRAP	LAP TIME	KPH	DIFF	TIME OF DAY
1 - D1	55.777	45.199	22.770	244.2	2:03.747 (1)	168.93		09:59:38.994
2 - D1	58.687	46.984	22.990	242.8	2:08.662 (3)	162.48	4.914	10:01:47.657
3 - D1	56.192	45.424	22.610	242.7	2:04.226 (2)	168.28	0.478	10:03:51.883
4 - D1	59.602	46.174	IN PIT	241.1	2:15.176 P	154.65	11.428	10:06:07.060

P11 37 GT3PA Absolute Racing

Audi R8 LMS GT3

IDEAL LAP TIME : 2:03.786 BEST LAP TIME : 2:03.786 DIFFERENCE : 0.000
D1: Anthony LIU D2: Josh BURDON

LAP	SECTOR 1	SECTOR 2	SECTOR 3	SPEED TRAP	LAP TIME	KPH	DIFF	TIME OF DAY
1 - D1	58.241	46.706	25.262	242.5	2:10.210 (3)	160.54	6.424	09:59:53.126
2 - D1	56.379	45.223	22.828	243.9	2:04.431 (2)	168.00	0.645	10:01:57.557
3 - D1	56.059	45.188	22.537	242.3	2:03.786 (1)	168.88		10:04:01.343
4 - D1	56.118	45.404	IN PIT	242.6	2:11.859 P	158.54	8.073	10:06:13.203

P12 991 GT3S Craft Bamboo Racing

Porsche 991 GT3R

IDEAL LAP TIME : 2:03.779 BEST LAP TIME : 2:04.095 DIFFERENCE : 0.315
D1: Aidan READ D2: Darryl O'YOUNG

LAP	SECTOR 1	SECTOR 2	SECTOR 3	SPEED TRAP	LAP TIME	KPH	DIFF	TIME OF DAY
1 - D1	56.026	45.287	22.780	244.8	2:04.095 (1)	168.46		09:59:51.245
2 - D1	55.968	45.295	22.672	244.5	2:03.935 D	168.67		10:01:55.181
3 - D1	55.819	45.646	22.842	242.8	2:04.307 (2)	168.17	0.212	10:03:59.489
4 - D1	56.078	46.068	IN PIT	242.2	2:11.565 P	158.89	7.470	10:06:11.055

P13 97 GT3PA Indigo Racing

Mercedes-AMG GT3

IDEAL LAP TIME : 2:03.832 BEST LAP TIME : 2:04.159 DIFFERENCE : 0.326
D1: Juwon SEO D2: Roelof BRUINS

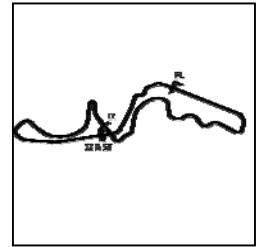
LAP	SECTOR 1	SECTOR 2	SECTOR 3	SPEED TRAP	LAP TIME	KPH	DIFF	TIME OF DAY
1 - D1	55.923	45.474	22.761	240.7	2:04.159 (1)	168.37		09:59:53.721
2 - D1	1:05.634	45.839	23.793	238.8	2:15.267 (3)	154.54	11.107	10:02:08.988
3 - D1	56.207	45.541	22.434	239.8	2:04.184 (2)	168.34	0.024	10:04:13.172
4 - D1	58.144	47.137	IN PIT	224.7	2:18.279 P	151.18	14.120	10:06:31.452

Weather / Track : Sunny / Dry

Suzuka
Circuit Length = 5.807 km
Start: 09:55 Flag 10:10 End: 10:13

Blancpain GT Series Asia 2018

QUALIFYING 1 - SECTOR ANALYSIS



SECTOR 1 = FL to I1, SECTOR 2 = I1 to I2 SECTOR 3 = I2 to I3, SECTOR 4 = I3 to FL, DIFF = Difference To Personal Best Lap, P = Crossed Finish Line in Pit Lane, D = Time Disallowed

P14 7 GT3PA Absolute Racing			Audi R8 LMS GT3					
IDEAL LAP TIME : 2:04.661		BEST LAP TIME : 2:04.673		DIFFERENCE : 0.011				
D1: Andrew KIM		D2: Adderly FONG						
LAP	SECTOR 1	SECTOR 2	SECTOR 3	SPEED TRAP	LAP TIME	KPH	DIFF	TIME OF DAY
1 - D1	56.740	<i>45.584</i>	22.982	243.1	2:05.307 (3)	166.83	0.634	09:59:43.023
2 - D1	56.691	46.009	23.452	243.6	2:06.153	165.71	1.480	10:01:49.176
3 - D1	56.162	45.595	22.915	241.7	2:04.673 (1)	167.68		10:03:53.849
4 - D1	56.537	45.775	22.919	241.7	2:05.232 (2)	166.93	0.559	10:05:59.082
5 - D1	1:08.573	50.514	23.417	238.8	2:22.506	146.69	17.833	10:08:21.588
6 - D1	56.607	45.900	IN PIT	241.5	2:09.033 P	162.01	4.360	10:10:30.622

P15 47 GT3PA D'station Racing			Porsche 991 GT3 R					
IDEAL LAP TIME : 2:04.826		BEST LAP TIME : 2:04.826		DIFFERENCE : 0.000				
D1: Satoshi HOSHINO		D2: Seiji ARA						
LAP	SECTOR 1	SECTOR 2	SECTOR 3	SPEED TRAP	LAP TIME	KPH	DIFF	TIME OF DAY
1 - D1	59.304	46.336	23.490	239.5	2:09.131 (3)	161.89	4.304	10:00:16.677
2 - D1	56.263	46.474	23.113	238.5	2:05.852 (2)	166.10	1.026	10:02:22.529
3 - D1	56.176	45.758	22.891	238.3	2:04.826 (1)	167.47		10:04:27.355
4 - D1	1:06.318	52.446	IN PIT	229.7	2:32.542 P	137.04	27.716	10:06:59.898

P16 18 GT3PA KCMG			Nissan GT-R NISMO GT3					
IDEAL LAP TIME : 2:04.886		BEST LAP TIME : 2:04.954		DIFFERENCE : 0.067				
D1: Yuke TANIGUCHI		D2: Alexandre IMPERATORI						
LAP	SECTOR 1	SECTOR 2	SECTOR 3	SPEED TRAP	LAP TIME	KPH	DIFF	TIME OF DAY
1 - D1	56.688	<i>45.624</i>	23.381	236.6	2:05.694 (2)	166.31	0.740	09:59:49.564
2 - D1	57.498	47.070	24.886	237.6	2:09.454 (3)	161.48	4.500	10:01:59.019
3 - D1	56.120	45.691	23.142	236.6	2:04.954 (1)	167.30		10:04:03.973
4 - D1	1:02.333	49.856	IN PIT	214.0	2:23.012 P	146.17	18.058	10:06:26.986

P17 8 GT3AM ARN Racing			Ferrari 488 GT3					
IDEAL LAP TIME : 2:05.175		BEST LAP TIME : 2:05.192		DIFFERENCE : 0.017				
D1: Hideki NAGAI		D2: Shinji TAKEI						
LAP	SECTOR 1	SECTOR 2	SECTOR 3	SPEED TRAP	LAP TIME	KPH	DIFF	TIME OF DAY
1 - D1	57.761	45.836	23.791	242.4	2:07.389	164.10	2.196	10:00:03.183
2 - D1	57.018	46.077	24.047	242.2	2:07.143 (3)	164.42	1.950	10:02:10.326
3 - D1	56.489	45.503	23.199	241.7	2:05.192 (1)	166.98		10:04:15.519
4 - D1	56.715	45.745	23.321	242.1	2:05.783 (2)	166.20	0.590	10:06:21.302
5 - D1	58.488	46.291	23.182	241.7	2:07.962	163.36	2.769	10:08:29.264
6 - D1	57.073	45.725	IN PIT	242.7	2:15.004 P	154.84	9.811	10:10:44.269

P18 33 GT3S Porsche Team EBI			Porsche 991 GT3 R					
IDEAL LAP TIME : 2:04.813		BEST LAP TIME : 2:05.433		DIFFERENCE : 0.620				
D1: Tetsuya YAMANO		D2: Naoya YAMANO						
LAP	SECTOR 1	SECTOR 2	SECTOR 3	SPEED TRAP	LAP TIME	KPH	DIFF	TIME OF DAY
1 - D1	1:03.115	50.595	23.344	235.7	2:17.055	152.53	11.621	10:00:28.505
2 - D1	56.517	45.788	23.171	238.9	2:05.477 (2)	166.60	0.043	10:02:33.982
3 - D1	56.167	45.662	23.704	239.2	2:05.533	166.53	0.099	10:04:39.516
4 - D1	56.773	45.757	22.984	238.1	2:05.515 (3)	166.55	0.081	10:06:45.032
5 - D1	56.397	45.876	23.159	238.2	2:05.433 (1)	166.66		10:08:50.465
6 - D1	1:06.023	52.904	IN PIT	176.8	2:32.543 P	137.04	27.109	10:11:23.009

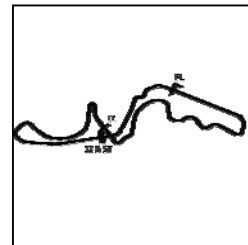
P19 28 GT3PA HubAuto Corsa			Ferrari 488 GT3					
IDEAL LAP TIME : 2:06.056		BEST LAP TIME : 2:06.064		DIFFERENCE : 0.008				
D1: Morris CHEN		D2: Tim SLADE						
LAP	SECTOR 1	SECTOR 2	SECTOR 3	SPEED TRAP	LAP TIME	KPH	DIFF	TIME OF DAY
1 - D1	57.363	45.970	23.071	241.7	2:06.405 (2)	165.38	0.340	10:00:10.401
2 - D1	57.211	45.773	23.080	240.7	2:06.064 (1)	165.82		10:02:16.465
3 - D1	57.274	46.224	23.165	238.2	2:06.663 (3)	165.04	0.598	10:04:23.129

Weather / Track : Sunny / Dry

Suzuka
Circuit Length = 5.807 km
Start: 09:55 Flag 10:10 End: 10:13

Blancpain GT Series Asia 2018

QUALIFYING 1 - SECTOR ANALYSIS



SECTOR 1 = FL to I1, SECTOR 2 = I1 to I2 SECTOR 3 = I2 to I3, SECTOR 4 = I3 to FL, DIFF = Difference To Personal Best Lap, P = Crossed Finish Line in Pit Lane, D = Time Disallowed
 4 - D1 1:11.282 56.728 IN PIT 178.2 2:41.338 P 129.57 35.273 10:07:04.468

P20 777 GT3PA CarGuy Racing				Lamborghini Huracan GT3				
IDEAL LAP TIME : 2:06.884		BEST LAP TIME : 2:07.006		DIFFERENCE : 0.122				
D1: Takeshi KIMURA		D2: Kei COZZOLINO						
LAP	SECTOR 1	SECTOR 2	SECTOR 3	SPEED TRAP	LAP TIME	KPH	DIFF	TIME OF DAY
1 - D1	57.368	46.222	23.415	238.5	2:07.006 (1)	164.59		10:04:12.188
2 - D1	57.245	46.563	23.454	238.8	2:07.263 (2)	164.26	0.256	10:06:19.451
3 - D1	1:02.108	49.735	IN PIT	199.8	2:25.078 P	144.09	18.071	10:08:44.530

P21 45 GT3AM KCMG				Audi R8 LMS GT3				
IDEAL LAP TIME : 2:06.959		BEST LAP TIME : 2:07.124		DIFFERENCE : 0.164				
D1: Naoto TAKEDA		D2: Takuya SHIRASAKA						
LAP	SECTOR 1	SECTOR 2	SECTOR 3	SPEED TRAP	LAP TIME	KPH	DIFF	TIME OF DAY
1 - D1	57.439	46.304	23.380	243.1	2:07.124 (1)	164.44		10:00:02.478
2 - D1	57.497	46.139	24.791	245.5	2:08.427 (2)	162.77	1.302	10:02:10.905
3 - D1	1:02.383	54.498	IN PIT	238.1	2:29.100 P	140.20	21.975	10:04:40.006
4 - D1	OUTLAP	49.540	24.416	241.5	3:46.237	92.40	1:39.113	10:08:26.243
5 - D1	59.889	48.325	IN PIT	243.2	2:21.638 P	147.59	14.513	10:10:47.882

P22 390 GT3PA Kizashi x Saccess Racing				Lamborghini Huracan GT3				
IDEAL LAP TIME : 2:11.893		BEST LAP TIME : 2:11.925		DIFFERENCE : 0.032				
D1: Tamotsu KONDO		D2: Naoki YOKOMIZO						
LAP	SECTOR 1	SECTOR 2	SECTOR 3	SPEED TRAP	LAP TIME	KPH	DIFF	TIME OF DAY
1 - D1	58.989	48.321	24.614	242.6	2:11.925 (1)	158.46		10:00:55.261
2 - D1	1:00.632	49.957	24.582	240.2	2:15.171 (3)	154.65	3.246	10:02:10.433
3 - D1	1:00.099	49.305	24.756	240.1	2:14.161 (2)	155.82	2.236	10:05:24.595
4 - D1	1:00.864	51.512	IN PIT	237.7	2:26.397 P	142.79	14.472	10:07:50.993

P23 51 GT3AM AMAC Motorsport				Lamborghini Huracan GT3				
IDEAL LAP TIME : 2:12.744		BEST LAP TIME : 2:13.068		DIFFERENCE : 0.323				
D1: Andrew MACPHERSON		D2: William PORTER						
LAP	SECTOR 1	SECTOR 2	SECTOR 3	SPEED TRAP	LAP TIME	KPH	DIFF	TIME OF DAY
1 - D1	1:00.540	47.251	25.276	236.8	2:13.068 (1)	157.10		10:00:10.071
2 - D1	1:01.724	48.303	25.308	236.1	2:15.336	154.46	2.268	10:02:25.407
3 - D1	1:01.092	47.710	25.606	233.1	2:14.408 (3)	155.53	1.340	10:04:39.816
4 - D1	1:01.528	47.426	24.952	240.2	2:13.907 (2)	156.11	0.839	10:06:53.724
5 - D1	1:00.974	47.595	26.211	236.8	2:14.781	155.10	1.713	10:09:08.505
6 - D1	1:01.647	47.978	25.278	236.1	2:14.904	154.96	1.835	10:11:23.409

P24 666 GT4AM GruppeM Racing Team				Mercedes-AMG GT4				
IDEAL LAP TIME : 2:14.820		BEST LAP TIME : 2:14.989		DIFFERENCE : 0.168				
D1: Ryuichirou OHTSUKA		D2: Reinhold RENGER						
LAP	SECTOR 1	SECTOR 2	SECTOR 3	SPEED TRAP	LAP TIME	KPH	DIFF	TIME OF DAY
1 - D1	1:00.467	49.825	24.934	222.4	2:15.227 (3)	154.59	0.238	10:00:23.412
2 - D1	1:00.276	49.936	24.776	221.6	2:14.989 (1)	154.86		10:02:38.402
3 - D1	1:00.490	49.843	24.723	220.4	2:15.057 (2)	154.78	0.067	10:04:53.459
4 - D1	1:00.844	49.821	25.342	221.3	2:16.007	153.70	1.018	10:07:09.467
5 - D1	1:01.468	50.567	IN PIT	220.4	2:26.379 P	142.81	11.389	10:09:35.847

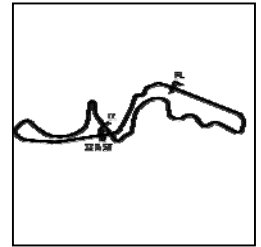
P25 81 GT4AM BMW Team Studie				BMW M4 GT4				
IDEAL LAP TIME : 2:15.870		BEST LAP TIME : 2:15.916		DIFFERENCE : 0.046				
D1: Takayuki KINOSHITA		D2: Sunako JUKUCHOU						
LAP	SECTOR 1	SECTOR 2	SECTOR 3	SPEED TRAP	LAP TIME	KPH	DIFF	TIME OF DAY
1 - D1	1:04.995	56.619	29.093	220.0	2:30.708	138.71	14.791	10:00:56.801
2 - D1	1:01.346	49.476	25.168	225.0	2:15.990 (2)	153.72	0.074	10:03:12.791
3 - D1	1:01.299	49.523	25.094	223.8	2:15.916 (1)	153.80		10:05:28.708
4 - D1	1:06.846	53.747	26.968	220.9	2:27.563 (3)	141.66	11.646	10:07:56.271
5 - D1	1:01.413	1:02.549	IN PIT	151.8	2:42.133 P	128.93	26.216	10:10:38.405

Weather / Track : Sunny / Dry

Suzuka
 Circuit Length = 5.807 km
 Start: 09:55 Flag 10:10 End: 10:13

Blancpain GT Series Asia 2018

QUALIFYING 1 - SECTOR ANALYSIS



SECTOR 1 = FL to I1, SECTOR 2 = I1 to I2 SECTOR 3 = I2 to I3, SECTOR 4 = I3 to FL, DIFF = Difference To Personal Best Lap, P = Crossed Finish Line in Pit Lane, D = Time Disallowed

P26 77 GT4AM Craft Bamboo Racing		Mercedes-AMG GT4						
IDEAL LAP TIME : 2:16.605		BEST LAP TIME : 2:16.605		DIFFERENCE : 0.000				
D1: Frank YU		D2: Jean Marc MERLIN						
LAP	SECTOR 1	SECTOR 2	SECTOR 3	SPEED TRAP	LAP TIME	KPH	DIFF	TIME OF DAY
1 - D1	1:01.563	50.299	24.743	222.4	2:16.605 (1)	153.03		10:00:32.058
2 - D1	1:23.715	56.031	25.727	216.1	2:45.474 (3)	126.33	28.868	10:03:17.533
3 - D1	1:02.608	50.317	25.260	221.8	2:18.187 (2)	151.28	1.581	10:05:35.720
4 - D1	1:02.333	1:00.960	IN PIT	170.4	2:37.800 P	132.47	21.194	10:08:13.521

P27 11 GT4AM TTR Team SARD		Porsche Cayman GT4 Clubsport MR						
IDEAL LAP TIME : 2:16.355		BEST LAP TIME : 2:16.744		DIFFERENCE : 0.388				
D1: Brian LEE		D2: Tony FONG						
LAP	SECTOR 1	SECTOR 2	SECTOR 3	SPEED TRAP	LAP TIME	KPH	DIFF	TIME OF DAY
1 - D1	1:01.395	50.344	25.580	222.2	2:17.320	152.23	0.576	10:00:39.486
2 - D1	1:01.512	49.897	25.333	223.3	2:16.744 (1)	152.87		10:02:56.230
3 - D1	1:01.770	50.243	25.173	223.0	2:17.187 (3)	152.38	0.443	10:05:13.418
4 - D1	1:02.023	49.846	25.113	224.7	2:16.982 (2)	152.61	0.238	10:07:30.400
5 - D1	1:08.299	53.962	IN PIT	211.6	2:35.734 P	134.23	18.990	10:10:06.135

P28 72 GT4AM Team iRaceWin		Mercedes-AMG GT4						
IDEAL LAP TIME : 2:16.757		BEST LAP TIME : 2:17.035		DIFFERENCE : 0.278				
D1: Ringo CHONG		D2: Gilles VANNELET						
LAP	SECTOR 1	SECTOR 2	SECTOR 3	SPEED TRAP	LAP TIME	KPH	DIFF	TIME OF DAY
1 - D1	1:01.571	50.147	25.316	224.5	2:17.035 (1)	152.55		10:00:48.735
2 - D1	1:03.574	50.773	25.496	223.6	2:19.844 (3)	149.48	2.808	10:03:08.579
3 - D1	1:01.399	52.095	25.210	224.5	2:18.705 (2)	150.71	1.669	10:05:27.284
4 - D1	1:01.700	50.420	IN PIT	224.3	2:27.462 P	141.76	10.426	10:07:54.747

P29 17 GT4AM Taiwan Top Speed Racing Team		Porsche Cayman GT4 Clubsport MR						
IDEAL LAP TIME : 2:17.185		BEST LAP TIME : 2:17.384		DIFFERENCE : 0.199				
D1: George CHOU		D2: Keo CHANG						
LAP	SECTOR 1	SECTOR 2	SECTOR 3	SPEED TRAP	LAP TIME	KPH	DIFF	TIME OF DAY
1 - D1	1:01.890	50.464	25.258	223.8	2:17.612 (2)	151.91	0.227	10:00:35.054
2 - D1	1:03.162	50.251	25.852	221.9	2:19.266	150.10	1.881	10:02:54.320
3 - D1	1:01.729	50.326	25.908	221.4	2:17.963 (3)	151.52	0.579	10:05:12.283
4 - D1	1:01.838	50.198	25.348	222.4	2:17.384 (1)	152.16		10:07:29.668
5 - D1	1:03.867	52.360	IN PIT	220.8	2:30.470 P	138.93	13.085	10:10:00.138

P30 82 GT4AM BMW Team Studie		BMW M4 GT4						
IDEAL LAP TIME : 2:18.974		BEST LAP TIME : 2:18.999		DIFFERENCE : 0.024				
D1: Ken URATA		D2: Max CHEN						
LAP	SECTOR 1	SECTOR 2	SECTOR 3	SPEED TRAP	LAP TIME	KPH	DIFF	TIME OF DAY
1 - D1	1:05.887	54.552	27.767	183.6	2:28.206 (3)	141.05	9.207	10:05:44.497
2 - D1	1:03.209	50.422	25.754	222.0	2:19.386 (2)	149.98	0.387	10:08:03.884
3 - D1	1:02.899	50.319	25.779	221.7	2:18.999 (1)	150.39		10:10:22.883

P31 12 GT4AM Clearwater Racing		McLaren 570S GT4						
IDEAL LAP TIME : 2:19.441		BEST LAP TIME : 2:19.718		DIFFERENCE : 0.276				
D1: Richard WEE		D2: Daniel AU						
LAP	SECTOR 1	SECTOR 2	SECTOR 3	SPEED TRAP	LAP TIME	KPH	DIFF	TIME OF DAY
1 - D1	1:03.040	52.107	25.948	215.3	2:21.096 (2)	148.16	1.378	10:00:59.520
2 - D1	1:03.317	50.768	25.632	218.0	2:19.718 (1)	149.62		10:03:19.238
3 - D1	1:03.097	50.783	IN PIT	217.0	2:27.256 P	141.96	7.538	10:05:46.495
4 - D1	OUTLAP	52.193	IN PIT	216.1	4:11.522 P	83.11	1:51.803	10:09:58.017

Weather / Track : Sunny / Dry

Suzuka
Circuit Length = 5.807 km
Start: 09:55 Flag 10:10 End: 10:13

Blancpain GT Series Asia 2018

QUALIFYING 1 - BEST SPEEDS

POS	NO	NAME	VMAX	KPH
1	45	KCMG		245.5
2	3	Absolute Racing		245.2
3	63	FFF Racing Team by ACM		245.0
4	911	Craft Bamboo Racing		245.0
5	991	Craft Bamboo Racing		244.8
6	19	FFF Racing Team by ACM		244.5
7	5	Phoenix Racing Asia		244.2
8	37	Absolute Racing		243.9
9	7	Absolute Racing		243.6
10	8	ARN Racing		242.7
11	390	Kizashi x Saccess Racing		242.6
12	27	HubAuto Corsa		242.1
13	86	OD Racing Team WRT		241.9
14	28	HubAuto Corsa		241.7
15	97	Indigo Racing		240.7
16	999	GruppeM Racing Team		240.2
17	51	AMAC Motorsport		240.2
18	888	GruppeM Racing Team		240.0
19	47	D'station Racing		239.5
20	33	Porsche Team EBI		239.2
21	777	CarGuy Racing		238.8
22	18	KCMG		237.6
23	23	KCMG		236.6
24	81	BMW Team Studie		225.0
25	11	TTR Team SARD		224.7
26	72	Team iRaceWin		224.5
27	17	Taiwan Top Speed Racing Team		223.8
28	666	GruppeM Racing Team		223.1
29	77	Craft Bamboo Racing		222.4
30	82	BMW Team Studie		222.0
31	12	Clearwater Racing		218.0

Weather / Track : Sunny / Dry

Results can be found at www.tsl-timing.com

Suzuka
Circuit Length = 5.807 km
Start: 09:55 Flag 10:10 End: 10:13

Printed - 10:24 Saturday, 30 June 2018

Blancpain GT Series Asia 2018

QUALIFYING 1 - BEST SECTORS

SECTOR 1			SECTOR 2			SECTOR 3			IDEAL / BEST COMPARISON						
POS	NO	NAME	TIME	NO	NAME	TIME	NO	NAME	TIME	POS	NO	NAME	IDEAL	BEST	DIFF
													PERFECT LAP	2:02.267	
1	3	Absolute Racing	54.980	3	Absolute Racing	44.915	3	Absolute Racing	22.371	1	3	Absolute Racing	2:02.267	2:02.267	0.000
2	19	FFF Racing Team b	55.073	911	Craft Bamboo Racin	45.000	23	KCMG	22.381	2	19	FFF Racing Team by	2:02.600	2:02.600	0.000
3	999	GruppeM Racing Te	55.125	19	FFF Racing Team b	45.013	999	GruppeM Racing Te	22.421	3	63	FFF Racing Team by	2:02.804	2:03.183	0.379
4	63	FFF Racing Team b	55.216	63	FFF Racing Team b	45.033	97	Indigo Racing	22.434	4	999	GruppeM Racing Te	2:02.867	2:02.897	0.030
5	27	HubAuto Corsa	55.278	37	Absolute Racing	45.188	911	Craft Bamboo Racin	22.467	5	911	Craft Bamboo Racing	2:02.974	2:03.090	0.115
6	86	OD Racing Team W	55.418	5	Phoenix Racing Asi	45.199	19	FFF Racing Team b	22.514	6	27	HubAuto Corsa	2:03.094	2:03.094	0.000
7	911	Craft Bamboo Racin	55.506	86	OD Racing Team W	45.249	888	GruppeM Racing Te	22.514	7	23	KCMG	2:03.254	2:03.299	0.045
8	23	KCMG	55.532	27	HubAuto Corsa	45.276	37	Absolute Racing	22.537	8	86	OD Racing Team WR	2:03.337	2:03.369	0.032
9	5	Phoenix Racing Asi	55.777	991	Craft Bamboo Racin	45.287	27	HubAuto Corsa	22.539	9	5	Phoenix Racing Asia	2:03.588	2:03.747	0.159
10	888	GruppeM Racing Te	55.783	999	GruppeM Racing Te	45.319	63	FFF Racing Team b	22.553	10	888	GruppeM Racing Te	2:03.712	2:03.729	0.017
11	991	Craft Bamboo Racin	55.819	23	KCMG	45.340	5	Phoenix Racing Asi	22.610	11	991	Craft Bamboo Racing	2:03.779	2:04.095	0.315
12	97	Indigo Racing	55.923	888	GruppeM Racing Te	45.414	86	OD Racing Team W	22.669	12	37	Absolute Racing	2:03.786	2:03.786	0.000
13	37	Absolute Racing	56.059	97	Indigo Racing	45.474	991	Craft Bamboo Racin	22.672	13	97	Indigo Racing	2:03.832	2:04.159	0.326
14	18	KCMG	56.120	8	ARN Racing	45.503	47	D'station Racing	22.891	14	7	Absolute Racing	2:04.661	2:04.673	0.011
15	7	Absolute Racing	56.162	7	Absolute Racing	45.584	7	Absolute Racing	22.915	15	33	Porsche Team EBI	2:04.813	2:05.433	0.620
16	33	Porsche Team EBI	56.167	18	KCMG	45.624	33	Porsche Team EBI	22.984	16	47	D'station Racing	2:04.826	2:04.826	0.000
17	47	D'station Racing	56.176	33	Porsche Team EBI	45.662	28	HubAuto Corsa	23.071	17	18	KCMG	2:04.886	2:04.954	0.067
18	8	ARN Racing	56.489	47	D'station Racing	45.758	18	KCMG	23.142	18	8	ARN Racing	2:05.175	2:05.192	0.017
19	28	HubAuto Corsa	57.211	28	HubAuto Corsa	45.773	8	ARN Racing	23.182	19	28	HubAuto Corsa	2:06.056	2:06.064	0.008
20	777	CarGuy Racing	57.245	45	KCMG	46.139	45	KCMG	23.380	20	777	CarGuy Racing	2:06.884	2:07.006	0.122
21	45	KCMG	57.439	777	CarGuy Racing	46.222	777	CarGuy Racing	23.415	21	45	KCMG	2:06.959	2:07.124	0.164
22	390	Kizashi x Saccess R	58.989	51	AMAC Motorsport	47.251	390	Kizashi x Saccess R	24.582	22	390	Kizashi x Saccess Rai	2:11.893	2:11.925	0.032
23	666	GruppeM Racing Te	1:00.276	390	Kizashi x Saccess R	48.321	666	GruppeM Racing Te	24.723	23	51	AMAC Motorsport	2:12.744	2:13.068	0.323
24	51	AMAC Motorsport	1:00.540	81	BMW Team Studie	49.476	77	Craft Bamboo Racin	24.743	24	666	GruppeM Racing Te	2:14.820	2:14.989	0.168
25	81	BMW Team Studie	1:01.299	666	GruppeM Racing Te	49.821	51	AMAC Motorsport	24.952	25	81	BMW Team Studie	2:15.870	2:15.916	0.046
26	11	TTR Team SARD	1:01.395	11	TTR Team SARD	49.846	81	BMW Team Studie	25.094	26	11	TTR Team SARD	2:16.355	2:16.744	0.388
27	72	Team iRaceWin	1:01.399	72	Team iRaceWin	50.147	11	TTR Team SARD	25.113	27	77	Craft Bamboo Racing	2:16.605	2:16.605	0.000
28	77	Craft Bamboo Racin	1:01.563	17	Taiwan Top Speed I	50.198	72	Team iRaceWin	25.210	28	72	Team iRaceWin	2:16.757	2:17.035	0.278
29	17	Taiwan Top Speed I	1:01.729	77	Craft Bamboo Racin	50.299	17	Taiwan Top Speed I	25.258	29	17	Taiwan Top Speed R	2:17.185	2:17.384	0.199
30	82	BMW Team Studie	1:02.899	82	BMW Team Studie	50.319	12	Clearwater Racing	25.632	30	82	BMW Team Studie	2:18.974	2:18.999	0.024
31	12	Clearwater Racing	1:03.040	12	Clearwater Racing	50.768	82	BMW Team Studie	25.754	31	12	Clearwater Racing	2:19.441	2:19.718	0.276

Weather / Track : Sunny / Dry

Suzuka

Circuit Length = 5.807 km

Start: 09:55 Flag 10:10 End: 10:13

Results can be found at www.tsl-timing.com

Printed - 10:23 Saturday, 30 June 2018