

SRO
MOTORSPORTS GROUP



Blancpain GT Series Asia

Rounds 5 & 6

Suzuka International Circuit

28th June – 1st July 2018



Results Provided by Timing Solutions Ltd
www.tsl-timing.com

JB
1735
BLANCPAIN
MANUFACTURE DE HAUTE HORLOGERIE



AMG
MOTORSPORT



Moty's

panta
RACING GEAR



TSL
SPORTS TIMING
TIMING SOLUTIONS LTD

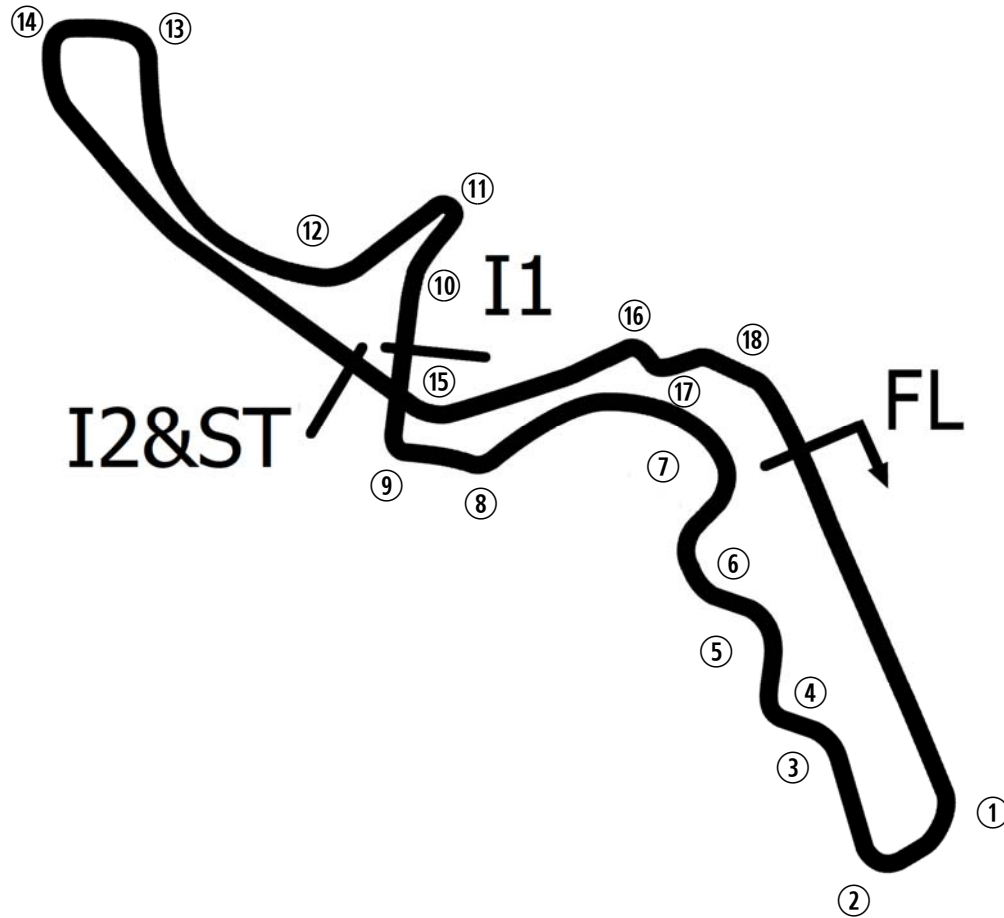
J&S
MOTORSPORT
LOGISTICS

MRTC

Supercar
Club
HONG KONG

SRO
MOTORSPORTS GROUP

Suzuka International Circuit



Length	3.608 miles	5807.0 m
Start Line Offset	300m	
VMax	1236m	
I1	2594m	
I2	4724m	
Pit Entry	5808m	
Pit Exit	373.5m after FL	
Pit Entry–Pit Exit		415.2m, 24.9s @60kph

Blancpain GT Series Asia 2018

RACE 1 - CLASSIFICATION - FINAL

POS	NO	CL	PIC	TEAM / DRIVERS	CAR	LAPS	TIME	GAP	DIFF	KPH	BEST	ON
1	3	GT3S	1	Absolute Racing (HKG) Martin RUMP (EST) / Franky CHENG (CHN)	Audi R8 LMS GT3	28	1:00:21.843			161.61	2:03.859	3
2	911	GT3S	2	Craft Bamboo Racing (HKG) Shae DAVIES (AUS) / Sandy STUVIK (THA)	Porsche 991 GT3R	28	1:00:22.714	0.870	0.870	161.57	2:04.708	2
3	19 *	GT3S	3	FFF Racing Team by ACM (CHN) Dennis LIND (DNK) / Martin KODRIC (HRV)	Lamborghini Huracan GT3	28	1:00:24.364	2.520	1.650	161.50	2:03.582	3
4	27	GT3S	4	HubAuto Corsa (TPE) Hongli YE (CHN) / Nick FOSTER (AUS)	Ferrari 488 GT3	28	1:00:25.232	3.388	0.867	161.46	2:03.911	14
5	999	GT3S	5	GruppeM Racing Team (HKG) Markus POMMER (DEU) / Patric NIEDERHAUSER (CHE)	Mercedes-AMG GT3	28	1:00:26.140	4.296	0.908	161.42	2:04.594	3
6	18	GT3PA	6	KCMG (HKG) Yuke TANIGUCHI (JPN) / Alexandre IMPERATORI (CHE)	Nissan GT-R NISMO GT3	28	1:00:35.794	13.950	9.654	160.99	2:03.833	15
7	86	GT3S	7	OD Racing Team WRT (MYS) Aditya PATEL (IND) / Mitchell GILBERT (MYS)	Audi R8 LMS GT3	28	1:00:52.300	30.456	16.505	160.26	2:05.118	16
8	888	GT3PA	8	GruppeM Racing Team (HKG) Alexander MATTSCHULL (DEU) / Raffaele MARCIELLO (ITA)	Mercedes-AMG GT3	28	1:01:00.227	38.384	7.927	159.92	2:03.239	16
9	5	GT3S	9	Phoenix Racing Asia (HKG) Shaun THONG (HKG) / Alex YOONG (MYS)	Audi R8 LMS GT3	28	1:01:03.922	42.078	3.694	159.75	2:05.298	16
10	28	GT3PA	10	HubAuto Corsa (TPE) Morris CHEN (TPE) / Tim SLADE (AUS)	Ferrari 488 GT3	28	1:01:09.430	47.586	5.508	159.51	2:04.072	18
11	97	GT3PA	11	Indigo Racing (KOR) Juwon SEO (KOR) / Roelof BRUINS (NDL)	Mercedes-AMG GT3	28	1:01:17.184	55.340	7.754	159.18	2:04.856	16
12	33	GT3S	12	Porsche Team EBI (JPN) Tetsuya YAMANO (JPN) / Naoya YAMANO (JPN)	Porsche 991 GT3 R	28	1:01:27.369	1:05.525	10.185	158.74	2:05.508	16
13	47	GT3PA	13	D'station Racing (JPN) Satoshi HOSHINO (JPN) / Seiji ARA (JPN)	Porsche 991 GT3 R	28	1:01:50.082	1:28.238	22.712	157.77	2:06.946	16
14	45	GT3AM	14	KCMG (HKG) Naoto TAKEDA (JPN) / Takuya SHIRASAKA (JPN)	Audi R8 LMS GT3	28	1:01:51.368	1:29.524	1.285	157.71	2:06.195	15
15	8	GT3AM	15	ARN Racing (JPN) Hideki NAGAI (JPN) / Shinji TAKEI (JPN)	Ferrari 488 GT3	28	1:01:52.425	1:30.581	1.057	157.67	2:06.450	17
16	777	GT3PA	16	CarGuy Racing (JPN) Takeshi KIMURA (JPN) / Kei COZZOLINO (JPN)	Lamborghini Huracan GT3	28	1:01:54.581	1:32.738	2.156	157.58	2:06.141	15
17	63	GT3PA	17	FFF Racing Team by ACM (CHN) Hiroshi HAMAGUCHI (JPN) / Marco MAPELLI (CHE)	Lamborghini Huracan GT3	27	1:00:35.449	1 Lap	1 Lap	155.26	2:04.312	13
18	51	GT3AM	18	AMAC Motorsport (AUS) Andrew MACPHERSON (AUS) / William PORTER (AUS)	Lamborghini Huracan GT3	27	1:01:19.304	1 Lap	43.854	153.40	2:07.268	13
19	390	GT3PA	19	Kizashi x Success Racing (JPN) Tamotsu KONDO (JPN) / Naoki YOKOMIZO (JPN)	Lamborghini Huracan GT3	27	1:01:21.746	1 Lap	2.441	153.30	2:06.036	16
20	81	GT4AM	1	BMW Team Studie (JPN) Takayuki KINOSHITA (JPN) / Sunako JUKUCHOU (JPN)	BMW M4 GT4	25	1:00:30.760	3 Laps	2 Laps	143.94	2:18.017	14
21	666	GT4AM	2	GruppeM Racing Team (HKG) Ryuichirou OHTSUKA (JPN) / Reinhold RENGER (DEU)	Mercedes-AMG GT4	25	1:00:35.718	3 Laps	4.958	143.74	2:17.351	5
22	82	GT4AM	3	BMW Team Studie (JPN) Ken URATA (JPN) / Max CHEN (TPE)	BMW M4 GT4	25	1:01:40.572	3 Laps	1:04.854	141.22	2:19.199	7
23	72	GT4AM	4	Team iRaceWin (TPE) Ringo CHONG (SGP) / Gilles VANNELET (FRA)	Mercedes-AMG GT4	25	1:01:52.441	3 Laps	11.868	140.77	2:17.962	18
24	17	GT4AM	5	Taiwan Top Speed Racing Team (TWN) George CHOU (TPE) / Keo CHANG (TPE)	Porsche Cayman GT4 Clubspor	25	1:02:12.976	3 Laps	20.534	140.00	2:18.996	2
25	11 *	GT4AM	6	TTR Team SARD (HKG) Brian LEE (TPE) / Tony FONG (HKG)	Porsche Cayman GT4 Clubspor	25	1:02:17.036	3 Laps	4.060	139.85	2:18.861	5
26	12	GT4AM	7	Clearwater Racing (SGP) Richard WEE (SGP) / Daniel AU (SGP)	McLaren 570S GT4	25	1:02:37.272	3 Laps	20.236	139.09	2:19.594	12
27	77	GT4AM	8	Craft Bamboo Racing (HKG) Frank YU (HKG) / Jean Marc MERLIN (FRA)	Mercedes-AMG GT4	24	1:02:31.377	4 Laps	1 Lap	133.74	2:18.538	2
28	991	GT3S	20	Craft Bamboo Racing (HKG) Aidan READ (AUS) / Darryl O'YOUNG (HKG)	Porsche 991 GT3R	23	50:42.227	5 Laps	1 Lap	158.04	2:05.780	4
29	37	GT3PA	21	Absolute Racing (HKG) Anthony LIU (CHN) / Josh BURDON (HKG)	Audi R8 LMS GT3	23	50:43.650	5 Laps	1.423	157.97	2:04.238	16
30	7	GT3PA	22	Absolute Racing (HKG) Andrew KIM (KOR) / Adderly FONG (HKG)	Audi R8 LMS GT3	23	50:49.811	5 Laps	6.161	157.65	2:04.719	16

NOT CLASSIFIED

NC	23	GT3S		KCMG (HKG) Eduardo LIBERATI (ITA) / Florian STRAUSS (DEU)	Nissan GT-R NISMO GT3	9	22:05.249	19 Laps	14 Laps	141.97	2:05.187	4
----	----	------	--	--	-----------------------	---	-----------	---------	---------	--------	----------	---

FASTEST LAP

888	GT3	GruppeM Racing Team (HKG) Alexander MATTSCHULL (DEU) / Raffaele MARCIELLO (ITA)	Mercedes-AMG GT3	16	2:03.239	105.40 mph	169.63 kph
888	GT3PA	GruppeM Racing Team (HKG) Alexander MATTSCHULL (DEU) / Raffaele MARCIELLO (ITA)	Mercedes-AMG GT3	16	2:03.239	105.40 mph	169.63 kph
19	GT3S	FFF Racing Team by ACM (CHN) Dennis LIND (DNK) / Martin KODRIC (HRV)	Lamborghini Huracan GT3	3	2:03.582	105.11 mph	169.15 kph
45	GT3AM	KCMG (HKG) Naoto TAKEDA (JPN) / Takuya SHIRASAKA (JPN)	Audi R8 LMS GT3	15	2:06.195	102.93 mph	165.65 kph
666	GT4AM	GruppeM Racing Team (HKG) Ryuichirou OHTSUKA (JPN) / Reinhold RENGER (DEU)	Mercedes-AMG GT4	5	2:17.351	94.57 mph	152.20 kph

Car 11 - 30 Second added to race time in lieu of drive through penalty, speeding in the pit lane. Stewards decision number 30
Car 19 - Pit stop infringement fine of 500 USD. Stewards decision number 31

Suzuka
Circuit Length = 5.807 km
Start: 14:23 Flag 15:23 End: 15:33

Weather / Track : Sunny / Dry

Race Director : Ravin	Clerk of the Course :	Stewards :	Timekeeper :
-----------------------	-----------------------	------------	--------------

Results can be found at www.tsl-timing.com

Printed - 09:54 Sunday, 01 July 2018

Blancpain GT Series Asia 2018

RACE 1 - CLASSIFICATION BY CLASS - FINAL

CLASS : GT3

POS	NO	NAME	NAT	ENTRY	LAPS	TIME	GAP	DIFF	KPH	BEST	ON
1	3	Absolute Racing	HKG	Audi R8 LMS GT3	28	1:00:21.843			161.61	2:03.859	3
2	911	Craft Bamboo Racing	HKG	Porsche 991 GT3R	28	1:00:22.714	0.870	0.870	161.57	2:04.708	2
3	19*	FFF Racing Team by ACM	CHN	Lamborghini Huracan GT3	28	1:00:24.364	2.520	1.650	161.50	2:03.582	3
4	27	HubAuto Corsa	TPE	Ferrari 488 GT3	28	1:00:25.232	3.388	0.867	161.46	2:03.911	14
5	999	GruppeM Racing Team	HKG	Mercedes-AMG GT3	28	1:00:26.140	4.296	0.908	161.42	2:04.594	3
6	18	KCMG	HKG	Nissan GT-R NISMO GT3	28	1:00:35.794	13.950	9.654	160.99	2:03.833	15
7	86	OD Racing Team WRT	MYS	Audi R8 LMS GT3	28	1:00:52.300	30.456	16.505	160.26	2:05.118	16
8	888	GruppeM Racing Team	HKG	Mercedes-AMG GT3	28	1:01:00.227	38.384	7.927	159.92	2:03.239	16
9	5	Phoenix Racing Asia	HKG	Audi R8 LMS GT3	28	1:01:03.922	42.078	3.694	159.75	2:05.298	16
10	28	HubAuto Corsa	TPE	Ferrari 488 GT3	28	1:01:09.430	47.586	5.508	159.51	2:04.072	18
11	97	Indigo Racing	KOR	Mercedes-AMG GT3	28	1:01:17.184	55.340	7.754	159.18	2:04.856	16
12	33	Porsche Team EBI	JPN	Porsche 991 GT3 R	28	1:01:27.369	1:05.525	10.185	158.74	2:05.508	16
13	47	D'station Racing	JPN	Porsche 991 GT3 R	28	1:01:50.082	1:28.238	22.712	157.77	2:06.946	16
14	45	KCMG	HKG	Audi R8 LMS GT3	28	1:01:51.368	1:29.524	1.285	157.71	2:06.195	15
15	8	ARN Racing	JPN	Ferrari 488 GT3	28	1:01:52.425	1:30.581	1.057	157.67	2:06.450	17
16	777	CarGuy Racing	JPN	Lamborghini Huracan GT3	28	1:01:54.581	1:32.738	2.156	157.58	2:06.141	15
17	63	FFF Racing Team by ACM	CHN	Lamborghini Huracan GT3	27	1:00:35.449	1 Lap	1 Lap	155.26	2:04.312	13
18	51	AMAC Motorsport	AUS	Lamborghini Huracan GT3	27	1:01:19.304	1 Lap	43.854	153.40	2:07.268	13
19	390	Kizashi x Saccess Racing	JPN	Lamborghini Huracan GT3	27	1:01:21.746	1 Lap	2.441	153.30	2:06.036	16
20	991	Craft Bamboo Racing	HKG	Porsche 991 GT3R	23	50:42.227	5 Laps	4 Laps	158.04	2:05.780	4
21	37	Absolute Racing	HKG	Audi R8 LMS GT3	23	50:43.650	5 Laps	1.423	157.97	2:04.238	16
22	7	Absolute Racing	HKG	Audi R8 LMS GT3	23	50:49.811	5 Laps	6.161	157.65	2:04.719	16
NC	23	KCMG	HKG	Nissan GT-R NISMO GT3	9	22:05.249	19 Laps	14 Laps	141.97	2:05.187	4

CLASS : GT3 - GT3S

POS	NO	NAME	NAT	ENTRY	LAPS	TIME	GAP	DIFF	KPH	BEST	ON
1	3	Absolute Racing	HKG	Audi R8 LMS GT3	28	1:00:21.843			161.61	2:03.859	3
2	911	Craft Bamboo Racing	HKG	Porsche 991 GT3R	28	1:00:22.714	0.870	0.870	161.57	2:04.708	2
3	19*	FFF Racing Team by ACM	CHN	Lamborghini Huracan GT3	28	1:00:24.364	2.520	1.650	161.50	2:03.582	3
4	27	HubAuto Corsa	TPE	Ferrari 488 GT3	28	1:00:25.232	3.388	0.867	161.46	2:03.911	14
5	999	GruppeM Racing Team	HKG	Mercedes-AMG GT3	28	1:00:26.140	4.296	0.908	161.42	2:04.594	3
6	86	OD Racing Team WRT	MYS	Audi R8 LMS GT3	28	1:00:52.300	30.456	26.160	160.26	2:05.118	16
7	5	Phoenix Racing Asia	HKG	Audi R8 LMS GT3	28	1:01:03.922	42.078	11.622	159.75	2:05.298	16
8	33	Porsche Team EBI	JPN	Porsche 991 GT3 R	28	1:01:27.369	1:05.525	23.447	158.74	2:05.508	16
9	991	Craft Bamboo Racing	HKG	Porsche 991 GT3R	23	50:42.227	5 Laps	5 Laps	158.04	2:05.780	4
NC	23	KCMG	HKG	Nissan GT-R NISMO GT3	9	22:05.249	19 Laps	14 Laps	141.97	2:05.187	4

CLASS : GT3 - GT3PA

POS	NO	NAME	NAT	ENTRY	LAPS	TIME	GAP	DIFF	KPH	BEST	ON
1	18	KCMG	HKG	Nissan GT-R NISMO GT3	28	1:00:35.794			160.99	2:03.833	15
2	888	GruppeM Racing Team	HKG	Mercedes-AMG GT3	28	1:01:00.227	24.433	24.433	159.92	2:03.239	16
3	28	HubAuto Corsa	TPE	Ferrari 488 GT3	28	1:01:09.430	33.636	9.202	159.51	2:04.072	18
4	97	Indigo Racing	KOR	Mercedes-AMG GT3	28	1:01:17.184	41.390	7.754	159.18	2:04.856	16
5	47	D'station Racing	JPN	Porsche 991 GT3 R	28	1:01:50.082	1:14.288	32.898	157.77	2:06.946	16

Suzuka

Circuit Length = 5.807 km

Start: 14:23 Flag 15:23 End: 15:33

Weather / Track : Sunny / Dry

Race Director : Ravin	Clerk of the Course :	Stewards :	Timekeeper :
-----------------------	-----------------------	------------	--------------

Blancpain GT Series Asia 2018

RACE 1 - CLASSIFICATION BY CLASS - FINAL

6	777	CarGuy Racing	JPN	Lamborghini Huracan GT3	28	1:01:54.581	1:18.787	4.499	157.58	2:06.141	15
7	63	FFF Racing Team by ACM	CHN	Lamborghini Huracan GT3	27	1:00:35.449	1 Lap	1 Lap	155.26	2:04.312	13
8	390	Kizashi x Success Racing	JPN	Lamborghini Huracan GT3	27	1:01:21.746	1 Lap	46.296	153.30	2:06.036	16
9	37	Absolute Racing	HKG	Audi R8 LMS GT3	23	50:43.650	5 Laps	4 Laps	157.97	2:04.238	16
10	7	Absolute Racing	HKG	Audi R8 LMS GT3	23	50:49.811	5 Laps	6.161	157.65	2:04.719	16

CLASS : GT3 - GT3AM

POS	NO	NAME	NAT	ENTRY	LAPS	TIME	GAP	DIFF	KPH	BEST	ON
1	45	KCMG	HKG	Audi R8 LMS GT3	28	1:01:51.368			157.71	2:06.195	15
2	8	ARN Racing	JPN	Ferrari 488 GT3	28	1:01:52.425	1.057	1.057	157.67	2:06.450	17
3	51	AMAC Motorsport	AUS	Lamborghini Huracan GT3	27	1:01:19.304	1 Lap	1 Lap	153.40	2:07.268	13

CLASS : GT4 - GT4

POS	NO	NAME	NAT	ENTRY	LAPS	TIME	GAP	DIFF	KPH	BEST	ON
1	81	BMW Team Studie	JPN	BMW M4 GT4	25	1:00:30.760			143.94	2:18.017	14
2	666	GruppeM Racing Team	HKG	Mercedes-AMG GT4	25	1:00:35.718	4.958	4.958	143.74	2:17.351	5
3	82	BMW Team Studie	JPN	BMW M4 GT4	25	1:01:40.572	1:09.812	1:04.854	141.22	2:19.199	7
4	72	Team iRaceWin	TPE	Mercedes-AMG GT4	25	1:01:52.441	1:21.681	11.868	140.77	2:17.962	18
5	17	Taiwan Top Speed Racing Team	TWN	Porsche Cayman GT4 Clubsport MR	25	1:02:12.976	1:42.216	20.534	140.00	2:18.996	2
6	11*	TTR Team SARD	HKG	Porsche Cayman GT4 Clubsport MR	25	1:02:17.036	1:46.276	4.060	139.85	2:18.861	5
7	12	Clearwater Racing	SGP	McLaren 570S GT4	25	1:02:37.272	2:06.512	20.236	139.09	2:19.594	12
8	77	Craft Bamboo Racing	HKG	Mercedes-AMG GT4	24	1:02:31.377	1 Lap	1 Lap	133.74	2:18.538	2

FASTEST LAP

888	GT3PA	GruppeM Racing Team	HKG	Mercedes-AMG GT3 -	16	2:03.239		105.40 mph	169.63 kph
888	GT3PA	GruppeM Racing Team	HKG	Mercedes-AMG GT3 -	16	2:03.239		105.40 mph	169.63 kph
19	GT3S	FFF Racing Team by ACM	CHN	Lamborghini Huracan GT3 -	3	2:03.582		105.11 mph	169.15 kph
45	GT3AM	KCMG	HKG	Audi R8 LMS GT3 -	15	2:06.195		102.93 mph	165.65 kph
666	GT4AM	GruppeM Racing Team	HKG	Mercedes-AMG GT4 -	5	2:17.351		94.57 mph	152.20 kph

Car 11 - 30 Second added to race time in lieu of drive through penalty, speeding in the pit lane. Stewards decision number 30
 Car 19 - Pit stop infringement fine of 500 USD. Stewards decision number 31

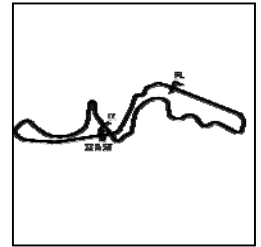
Weather / Track : Sunny / Dry

Suzuka
 Circuit Length = 5.807 km
 Start: 14:23 Flag 15:23 End: 15:33

Race Director : Ravin	Clerk of the Course :	Stewards :	Timekeeper :
-----------------------	-----------------------	------------	--------------

Blancpain GT Series Asia 2018

RACE 1 - SECTOR ANALYSIS



SECTOR 1 = FL to I1, SECTOR 2 = I1 to I2 SECTOR 3 = I2 to I3, SECTOR 4 = I3 to FL, DIFF = Difference To Personal Best Lap, P = Crossed Finish Line in Pit Lane, D = Time Disallowed

P1 3 GT3S Absolute Racing				Audi R8 LMS GT3				
IDEAL LAP TIME : 2:03.641		BEST LAP TIME : 2:03.859		DIFFERENCE : 0.217				
D1: Martin RUMP		D2: Franky CHENG						
LAP	SECTOR 1	SECTOR 2	SECTOR 3	SPEED TRAP	LAP TIME	KPH	DIFF	TIME OF DAY
1 - D1		45.520	22.705	241.1	2:14.344	155.60	10.484	14:25:23.801
2 - D1	<i>55.788</i>	45.468	22.739	242.1	2:03.997 (3)	168.59	0.137	14:27:27.798
3 - D1	55.867	45.467	<i>22.524</i>	242.3	<i>2:03.859</i> (1)	<i>168.78</i>		<i>14:29:31.657</i>
4 - D1	55.853	<i>45.328</i>	22.700	242.7	2:03.881 (2)	168.75	0.022	14:31:35.539
5 - D1	56.020	45.452	22.590	242.9	2:04.063	168.50	0.204	14:33:39.603
6 - D1	56.599	45.704	22.664	243.6	2:04.968	167.28	1.109	14:35:44.572
7 - D1	56.210	45.627	22.832	242.7	2:04.670	167.68	0.810	14:37:49.242
8 - D1	56.491	45.871	22.853	242.6	2:05.216	166.95	1.357	14:39:54.458
9 - D1	56.980	46.277	23.022	241.8	2:06.279	165.54	2.420	14:42:00.738
10 - D1	59.441	46.032	23.101	242.3	2:08.574	162.59	4.715	14:44:09.313
11 - D1	57.069	45.898	23.283	242.3	2:06.252	165.58	2.392	14:46:15.565
12 - D1	56.887	45.815	23.108	241.5	2:05.811	166.16	1.951	14:48:21.376
13 - D1	57.256	46.131	22.886	241.7	2:06.274	165.55	2.415	14:50:27.651
14 - D1	56.814	45.908	23.010	242.9	2:05.734	166.26	1.874	14:52:33.385
15 - D1	57.612	46.118	23.082	242.1	2:06.814	164.84	2.954	14:54:40.199
16 - D1	57.819	47.133	IN PIT	242.3	2:11.318 P	159.19	7.458	14:56:51.518
17 - D2	OUTLAP	47.335	23.530	238.5	3:35.638	96.94	1:31.778	15:00:27.156
18 - D2	57.264	45.640	22.801	241.3	2:05.707	166.30	1.847	15:02:32.863
19 - D2	55.881	45.498	22.968	241.5	2:04.349	168.11	0.489	15:04:37.212
20 - D2	56.465	45.730	22.911	241.6	2:05.107	167.09	1.248	15:06:42.319
21 - D2	56.482	45.734	22.859	242.8	2:05.075	167.14	1.216	15:08:47.395
22 - D2	57.359	45.714	23.459	<i>243.9</i>	2:06.533	165.21	2.673	15:10:53.928
23 - D2	56.674	45.827	22.910	241.7	2:05.411	166.69	1.552	15:12:59.340
24 - D2	57.069	46.000	23.147	241.1	2:06.216	165.62	2.357	15:15:05.557
25 - D2	56.790	45.787	22.963	241.7	2:05.541	166.52	1.681	15:17:11.098
26 - D2	56.972	45.857	22.873	241.8	2:05.702	166.30	1.842	15:19:16.801
27 - D2	56.825	45.907	23.077	241.2	2:05.810	166.16	1.950	15:21:22.611
28 - D2	59.027	46.192	23.468	241.1	2:08.688	162.44	4.829	15:23:31.300

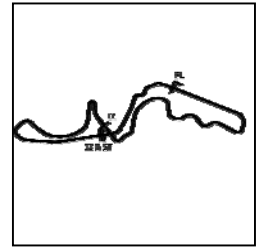
P2 911 GT3S Craft Bamboo Racing				Porsche 991 GT3R				
IDEAL LAP TIME : 2:04.364		BEST LAP TIME : 2:04.708		DIFFERENCE : 0.343				
D1: Shae DAVIES		D2: Sandy STUVIK						
LAP	SECTOR 1	SECTOR 2	SECTOR 3	SPEED TRAP	LAP TIME	KPH	DIFF	TIME OF DAY
1 - D1		<i>45.330</i>	22.881	242.7	2:15.317	154.48	10.608	14:25:24.774
2 - D1	56.381	45.436	22.890	242.9	<i>2:04.708</i> (1)	<i>167.63</i>		<i>14:27:29.482</i>
3 - D1	56.432	45.611	22.914	243.1	2:04.957 (3)	167.29	0.249	14:29:34.440
4 - D1	56.662	45.602	22.912	244.4	2:05.177	167.00	0.468	14:31:39.617
5 - D1	56.652	45.622	23.019	243.9	2:05.294	166.84	0.585	14:33:44.912
6 - D1	56.868	45.859	22.873	244.8	2:05.601	166.44	0.892	14:35:50.513
7 - D1	56.655	45.784	22.913	243.5	2:05.352	166.77	0.644	14:37:55.866
8 - D1	56.778	45.837	23.004	243.9	2:05.620	166.41	0.911	14:40:01.486
9 - D1	57.026	45.755	23.328	243.7	2:06.109	165.77	1.400	14:42:07.596
10 - D1	57.868	47.007	23.176	243.3	2:08.053	163.25	3.344	14:44:15.649
11 - D1	57.462	45.980	23.064	243.3	2:06.507	165.24	1.798	14:46:22.156
12 - D1	57.312	46.425	23.166	243.1	2:06.904	164.73	2.195	14:48:29.060
13 - D1	57.338	46.244	IN PIT	243.2	2:10.168 P	160.60	5.459	14:50:39.229
14 - D2	OUTLAP	45.590	22.867	240.9	3:31.784	98.70	1:27.075	14:54:11.013
15 - D2	56.415	45.698	22.950	242.9	2:05.064	167.15	0.355	14:56:16.077
16 - D2	<i>56.170</i>	45.610	22.971	243.4	2:04.752 (2)	167.57	0.043	14:58:20.829
17 - D2	57.354	45.819	23.389	244.4	2:06.563	165.17	1.855	15:00:27.393
18 - D2	57.541	45.568	23.040	242.8	2:06.151	165.71	1.442	15:02:33.544
19 - D2	56.512	45.635	22.925	245.8	2:05.072	167.14	0.364	15:04:38.617
20 - D2	56.530	45.601	23.060	245.4	2:05.192	166.98	0.483	15:06:43.809
21 - D2	56.443	45.749	<i>22.864</i>	243.7	2:05.057	167.16	0.348	15:08:48.866
22 - D2	57.145	45.767	23.473	245.6	2:06.386	165.40	1.677	15:10:55.252
23 - D2	56.838	45.743	22.889	243.0	2:05.471	166.61	0.763	15:13:00.724
24 - D2	56.641	46.669	23.098	246.6	2:06.409	165.37	1.700	15:15:07.133
25 - D2	56.816	45.905	23.125	243.8	2:05.847	166.11	1.138	15:17:12.981
26 - D2	56.864	46.017	23.153	246.5	2:06.035	165.86	1.326	15:19:19.016

Weather / Track : Sunny / Dry

Suzuka
Circuit Length = 5.807 km
Start: 14:23 Flag 15:23 End: 15:33

Blancpain GT Series Asia 2018

RACE 1 - SECTOR ANALYSIS



SECTOR 1 = FL to I1, SECTOR 2 = I1 to I2 SECTOR 3 = I2 to I3, SECTOR 4 = I3 to FL, DIFF = Difference To Personal Best Lap, P = Crossed Finish Line in Pit Lane, D = Time Disallowed

27 - D2	57.068	45.895	23.232	247.3	2:06.196	165.65	1.487	15:21:25.212
28 - D2	57.513	46.233	23.211	244.2	2:06.958	164.66	2.249	15:23:32.170

P3 19 GT3S FFF Racing Team by ACM				Lamborghini Huracan GT3				
IDEAL LAP TIME : 2:03.301		BEST LAP TIME : 2:03.582		DIFFERENCE : 0.281				
D1: Dennis LIND		D2: Martin KODRIC						
LAP	SECTOR 1	SECTOR 2	SECTOR 3	SPEED TRAP	LAP TIME	KPH	DIFF	TIME OF DAY
1 - D1		45.239	22.763	240.2	2:13.358	156.75	9.775	14:25:22.815
2 - D1	55.657	45.285	22.715	241.2	2:03.658 (2)	169.05	0.076	14:27:26.474
3 - D1	55.939	45.222	22.420	242.1	2:03.582 (1)	169.15		14:29:30.056
4 - D1	56.091	45.576	22.679	242.5	2:04.348	168.11	0.765	14:31:34.404
5 - D1	56.094	45.430	22.644	242.9	2:04.169 (3)	168.36	0.587	14:33:38.574
6 - D1	56.905	45.524	22.633	242.3	2:05.063	167.15	1.481	14:35:43.637
7 - D1	56.397	45.643	22.704	242.5	2:04.744	167.58	1.161	14:37:48.382
8 - D1	56.716	45.843	22.724	242.9	2:05.284	166.86	1.701	14:39:53.666
9 - D1	56.765	46.079	22.830	242.1	2:05.675	166.34	2.092	14:41:59.342
10 - D1	56.791	45.934	22.776	242.0	2:05.501	166.57	1.919	14:44:04.843
11 - D1	57.056	46.458	23.053	242.0	2:06.568	165.16	2.985	14:46:11.412
12 - D1	57.376	46.046	22.911	242.9	2:06.333	165.47	2.751	14:48:17.745
13 - D1	56.991	45.961	22.920	242.0	2:05.873	166.08	2.290	14:50:23.618
14 - D1	56.801	46.088	IN PIT	244.6	2:09.507 P	161.42	5.924	14:52:33.126
15 - D2	OUTLAP	45.720	23.890	243.4	3:45.789	92.58	1:42.206	14:56:18.915
16 - D2	57.177	45.349	23.106	243.2	2:05.633	166.39	2.051	14:58:24.549
17 - D2	56.622	45.879	23.272	244.2	2:05.774	166.21	2.191	15:00:30.323
18 - D2	56.749	45.613	22.740	243.0	2:05.103	167.10	1.521	15:02:35.427
19 - D2	56.559	45.551	22.778	244.4	2:04.889	167.39	1.306	15:04:40.316
20 - D2	56.869	45.633	23.091	243.9	2:05.594	166.44	2.011	15:06:45.910
21 - D2	56.907	45.494	22.818	245.1	2:05.220	166.94	1.637	15:08:51.131
22 - D2	57.432	45.975	23.522	245.2	2:06.929	164.69	3.347	15:10:58.060
23 - D2	57.464	45.772	23.044	244.2	2:06.281	165.54	2.698	15:13:04.341
24 - D2	57.428	45.569	22.805	244.5	2:05.803	166.17	2.221	15:15:10.145
25 - D2	57.274	45.664	22.958	244.2	2:05.897	166.04	2.314	15:17:16.043
26 - D2	57.086	45.637	22.886	244.8	2:05.609	166.42	2.027	15:19:21.652
27 - D2	56.969	45.782	23.160	245.4	2:05.912	166.02	2.330	15:21:27.565
28 - D2	57.458	45.811	22.985	244.6	2:06.255	165.57	2.672	15:23:33.820

P4 27 GT3S HubAuto Corsa				Ferrari 488 GT3				
IDEAL LAP TIME : 2:03.651		BEST LAP TIME : 2:03.911		DIFFERENCE : 0.260				
D1: Hongli YE		D2: Nick FOSTER						
LAP	SECTOR 1	SECTOR 2	SECTOR 3	SPEED TRAP	LAP TIME	KPH	DIFF	TIME OF DAY
1 - D1		45.913	23.483	240.6	2:18.481	150.96	14.569	14:25:27.937
2 - D1	56.599	45.872	23.262	240.7	2:05.733	166.26	1.821	14:27:33.671
3 - D1	56.217	45.593	22.917	241.3	2:04.728	167.60	0.816	14:29:38.400
4 - D1	56.301	45.534	22.582	242.1	2:04.419 (2)	168.02	0.507	14:31:42.819
5 - D1	56.406	45.624	22.677	241.1	2:04.707	167.63	0.796	14:33:47.527
6 - D1	56.705	46.179	22.705	242.1	2:05.590	166.45	1.679	14:35:53.118
7 - D1	56.849	45.825	23.809	241.9	2:06.484	165.27	2.573	14:37:59.603
8 - D1	56.759	45.802	22.982	241.7	2:05.543	166.51	1.631	14:40:05.146
9 - D1	57.762	46.040	22.963	240.1	2:06.766	164.91	2.854	14:42:11.913
10 - D1	57.953	46.369	23.515	243.1	2:07.838	163.52	3.926	14:44:19.751
11 - D1	57.326	45.954	23.034	242.8	2:06.315	165.49	2.403	14:46:26.067
12 - D1	57.145	46.034	IN PIT	244.6	2:10.944 P	159.64	7.032	14:48:37.012
13 - D2	OUTLAP	45.811	22.586	239.8	3:33.778	97.78	1:29.866	14:52:10.790
14 - D2	55.867	45.263	22.780	239.2	2:03.911 (1)	168.71		14:54:14.702
15 - D2	55.809	45.389	23.397	242.5	2:04.597 (3)	167.78	0.685	14:56:19.299
16 - D2	57.093	45.582	22.822	242.3	2:05.499	166.57	1.587	14:58:24.798
17 - D2	56.662	45.825	23.218	243.1	2:05.705	166.30	1.793	15:00:30.504
18 - D2	57.291	45.705	22.732	240.3	2:05.729	166.27	1.817	15:02:36.234
19 - D2	56.415	45.608	22.578	242.2	2:04.602	167.77	0.690	15:04:40.836
20 - D2	56.758	45.685	22.959	243.0	2:05.403	166.70	1.491	15:06:46.240
21 - D2	56.930	45.648	22.704	243.6	2:05.283	166.86	1.371	15:08:51.523
22 - D2	57.232	46.137	23.345	242.4	2:06.714	164.97	2.802	15:10:58.238
23 - D2	57.613	45.845	22.928	242.0	2:06.388	165.40	2.476	15:13:04.626

Weather / Track : Sunny / Dry

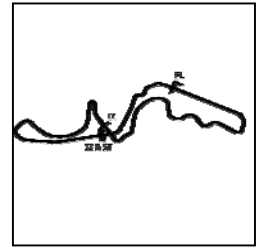
Suzuka

Circuit Length = 5.807 km

Start: 14:23 Flag 15:23 End: 15:33

Blancpain GT Series Asia 2018

RACE 1 - SECTOR ANALYSIS



SECTOR 1 = FL to I1, SECTOR 2 = I1 to I2 SECTOR 3 = I2 to I3, SECTOR 4 = I3 to FL, DIFF = Difference To Personal Best Lap, P = Crossed Finish Line in Pit Lane, D = Time Disallowed

24 - D2	57.610	45.768	22.748	242.2	2:06.127	165.74	2.215	15:15:10.753
25 - D2	57.016	45.912	22.749	242.6	2:05.679	166.33	1.767	15:17:16.432
26 - D2	57.072	45.848	22.877	242.9	2:05.797	166.18	1.885	15:19:22.230
27 - D2	57.155	45.981	22.675	243.5	2:05.812	166.16	1.900	15:21:28.043
28 - D2	57.450	46.331	22.864	243.5	2:06.645	165.06	2.733	15:23:34.688

P5 999 GT3S GruppeM Racing Team

Mercedes-AMG GT3

IDEAL LAP TIME : 2:03.760

BEST LAP TIME : 2:04.594

DIFFERENCE : 0.834

D1: Markus POMMER

D2: Patric NIEDERHAUSER

LAP	SECTOR 1	SECTOR 2	SECTOR 3	SPEED TRAP	LAP TIME	KPH	DIFF	TIME OF DAY
1 - D1		45.437	23.204	239.6	2:16.643	152.99	12.049	14:25:26.100
2 - D1	56.042	45.576	22.995	240.2	2:04.614 (2)	167.75	0.020	14:27:30.715
3 - D1	56.197	45.451	22.944	241.5	2:04.594 (1)	167.78		14:29:35.309
4 - D1	56.474	45.721	22.865	242.1	2:05.061	167.15	0.466	14:31:40.370
5 - D1	56.602	45.594	22.872	242.3	2:05.069	167.14	0.475	14:33:45.440
6 - D1	56.759	45.720	23.101	242.3	2:05.581	166.46	0.987	14:35:51.021
7 - D1	56.801	45.630	23.008	242.0	2:05.440	166.65	0.846	14:37:56.462
8 - D1	56.725	45.666	22.958	242.9	2:05.350	166.77	0.756	14:40:01.813
9 - D1	57.415	45.863	23.013	241.6	2:06.291	165.53	1.697	14:42:08.104
10 - D1	58.755	47.072	23.089	241.1	2:08.917	162.15	4.323	14:44:17.022
11 - D1	56.943	45.836	22.959	242.1	2:05.740	166.25	1.145	14:46:22.762
12 - D1	57.259	46.352	IN PIT	241.4	2:13.816 P	156.22	9.222	14:48:36.579
13 - D2	OUTLAP	46.399	23.110	240.9	3:35.248	97.12	1:30.654	14:52:11.827
14 - D2	56.206	45.328	23.156	242.7	2:04.690 (3)	167.65	0.096	14:54:16.518
15 - D2	55.743	45.400	23.685	243.3	2:04.829	167.47	0.234	14:56:21.347
16 - D2	56.782	45.486	22.688	243.3	2:04.957	167.29	0.363	14:58:26.305
17 - D2	56.461	45.696	23.050	243.1	2:05.208	166.96	0.614	15:00:31.514
18 - D2	56.705	45.678	22.861	244.0	2:05.244	166.91	0.650	15:02:36.758
19 - D2	56.501	45.596	22.942	244.4	2:05.040	167.18	0.445	15:04:41.799
20 - D2	56.243	45.748	22.897	243.9	2:04.889	167.38	0.295	15:06:46.688
21 - D2	56.967	45.600	22.904	245.0	2:05.472	166.61	0.878	15:08:52.161
22 - D2	57.615	46.015	23.148	244.1	2:06.779	164.89	2.184	15:10:58.940
23 - D2	57.485	45.691	22.903	244.2	2:06.079	165.80	1.485	15:13:05.020
24 - D2	57.601	45.763	23.038	246.3	2:06.403	165.38	1.809	15:15:11.423
25 - D2	57.074	45.720	22.916	243.5	2:05.710	166.29	1.116	15:17:17.134
26 - D2	56.944	45.840	22.919	244.3	2:05.704	166.30	1.110	15:19:22.839
27 - D2	56.996	46.019	22.901	245.9	2:05.918	166.02	1.324	15:21:28.757
28 - D2	57.460	46.190	23.188	244.0	2:06.839	164.81	2.244	15:23:35.596

P6 18 GT3PA KCMG

Nissan GT-R NISMO GT3

IDEAL LAP TIME : 2:03.481

BEST LAP TIME : 2:03.833

DIFFERENCE : 0.352

D1: Yuke TANIGUCHI

D2: Alexandre IMPERATORI

LAP	SECTOR 1	SECTOR 2	SECTOR 3	SPEED TRAP	LAP TIME	KPH	DIFF	TIME OF DAY
1 - D1		46.041	23.464	243.9	2:20.528	148.76	16.694	14:25:29.984
2 - D1	57.015	45.922	23.359	245.7	2:06.296	165.52	2.462	14:27:36.281
3 - D1	57.046	45.718	23.452	245.7	2:06.217	165.62	2.384	14:29:42.499
4 - D1	56.988	46.217	23.508	245.0	2:06.714	164.97	2.881	14:31:49.214
5 - D1	57.063	45.795	23.213	243.7	2:06.072	165.81	2.238	14:33:55.286
6 - D1	57.244	45.608	23.248	246.1	2:06.101	165.78	2.268	14:36:01.387
7 - D1	58.094	45.845	24.076	244.6	2:08.016	163.30	4.182	14:38:09.404
8 - D1	57.628	45.776	23.449	245.2	2:06.855	164.79	3.021	14:40:16.259
9 - D1	57.350	45.824	24.191	245.6	2:07.366	164.13	3.533	14:42:23.626
10 - D1	59.894	46.932	23.603	244.5	2:10.430	160.27	6.597	14:44:34.057
11 - D1	58.135	45.995	23.394	242.4	2:07.525	163.92	3.692	14:46:41.583
12 - D1	58.267	45.950	IN PIT	242.3	2:11.696 P	158.73	7.862	14:48:53.279
13 - D2	OUTLAP	45.697	23.050	240.9	3:32.774	98.25	1:28.941	14:52:26.053
14 - D2	56.319	45.082	22.700	243.8	2:04.102 (2)	168.45	0.269	14:54:30.156
15 - D2	55.911	45.312	22.609	244.6	2:03.833 (1)	168.81		14:56:33.990
16 - D2	56.962	45.099	22.487	244.8	2:04.549 (3)	167.84	0.716	14:58:38.540
17 - D2	56.509	45.526	24.144	245.7	2:06.180	165.67	2.346	15:00:44.720
18 - D2	56.832	46.036	23.094	246.0	2:05.963	165.96	2.129	15:02:50.683
19 - D2	56.726	45.324	23.439	246.3	2:05.491	166.58	1.657	15:04:56.174
20 - D2	57.146	45.606	23.580	246.1	2:06.333	165.47	2.499	15:07:02.507

Weather / Track : Sunny / Dry

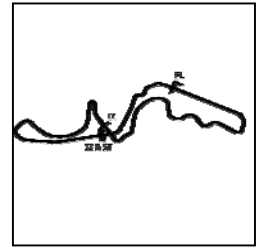
Suzuka

Circuit Length = 5.807 km

Start: 14:23 Flag 15:23 End: 15:33

Blancpain GT Series Asia 2018

RACE 1 - SECTOR ANALYSIS



SECTOR 1 = FL to I1, SECTOR 2 = I1 to I2 SECTOR 3 = I2 to I3, SECTOR 4 = I3 to FL, DIFF = Difference To Personal Best Lap, P = Crossed Finish Line in Pit Lane, D = Time Disallowed

21 - D2	56.799	45.423	23.646	246.6	2:05.869	166.08	2.035	15:09:08.377
22 - D2	57.017	45.437	22.794	243.2	2:05.249	166.90	1.416	15:11:13.626
23 - D2	56.797	45.539	23.918	245.2	2:06.254	165.57	2.421	15:13:19.881
24 - D2	56.526	45.396	22.766	243.2	2:04.689	167.65	0.855	15:15:24.571
25 - D2	57.501	45.891	22.712	243.5	2:06.105	165.77	2.271	15:17:30.676
26 - D2	56.697	45.409	22.747	243.9	2:04.855	167.43	1.021	15:19:35.531
27 - D2	56.524	45.428	22.773	244.7	2:04.725	167.60	0.892	15:21:40.257
28 - D2	56.561	45.364	23.067	246.6	2:04.993	167.25	1.160	15:23:45.251

P7 86 GT3S OD Racing Team WRT Audi R8 LMS GT3

IDEAL LAP TIME : 2:04.960 BEST LAP TIME : 2:05.118 DIFFERENCE : 0.158
 D1: Aditya PATEL D2: Mitchell GILBERT

LAP	SECTOR 1	SECTOR 2	SECTOR 3	SPEED TRAP	LAP TIME	KPH	DIFF	TIME OF DAY
1 - D1		46.148	23.322	242.5	2:19.365	150.00	14.246	14:25:28.822
2 - D1	56.765	46.008	23.112	242.3	2:05.887	166.06	0.768	14:27:34.709
3 - D1	57.345	45.855	22.977	243.5	2:06.178	165.67	1.059	14:29:40.887
4 - D1	56.721	45.800	23.059	243.7	2:05.581	166.46	0.462	14:31:46.468
5 - D1	56.909	45.942	23.044	242.9	2:05.896	166.05	0.778	14:33:52.365
6 - D1	58.173	45.953	23.339	244.3	2:07.466	164.00	2.348	14:35:59.831
7 - D1	57.427	46.351	23.161	243.2	2:06.940	164.68	1.822	14:38:06.772
8 - D1	57.320	46.063	23.025	243.1	2:06.409	165.37	1.291	14:40:13.182
9 - D1	58.473	46.192	23.120	242.5	2:07.787	163.59	2.668	14:42:20.969
10 - D1	56.965	46.207	23.860	243.7	2:07.033	164.56	1.915	14:44:28.003
11 - D1	57.730	46.347	23.259	241.5	2:07.337	164.17	2.218	14:46:35.340
12 - D1	57.034	46.233	IN PIT	241.0	2:10.131	P 160.64	5.012	14:48:45.472
13 - D2	OUTLAP	46.303	23.270	240.1	3:34.839	97.30	1:29.720	14:52:20.311
14 - D2	56.351	45.742	23.080	242.4	2:05.174 (2)	167.00	0.056	14:54:25.486
15 - D2	57.837	45.773	22.889	242.0	2:06.501	165.25	1.382	14:56:31.987
16 - D2	56.499	45.752	22.866	242.1	2:05.118 (1)	167.08		14:58:37.105
17 - D2	57.319	46.088	23.826	242.5	2:07.234	164.30	2.115	15:00:44.339
18 - D2	56.662	46.351	22.945	242.2	2:05.959	165.96	0.840	15:02:50.298
19 - D2	56.488	45.773	23.244	242.1	2:05.506 (3)	166.56	0.387	15:04:55.804
20 - D2	57.085	45.928	23.222	243.3	2:06.235	165.60	1.116	15:07:02.040
21 - D2	56.679	45.913	23.569	244.0	2:06.162	165.70	1.044	15:09:08.203
22 - D2	58.091	46.113	23.427	242.6	2:07.632	163.79	2.514	15:11:15.835
23 - D2	57.558	46.130	23.036	242.7	2:06.725	164.96	1.607	15:13:22.561
24 - D2	57.152	46.033	23.370	242.1	2:06.556	165.18	1.437	15:15:29.117
25 - D2	59.069	46.509	23.370	242.4	2:08.949	162.11	3.830	15:17:38.066
26 - D2	57.481	46.294	23.373	241.4	2:07.149	164.41	2.031	15:19:45.216
27 - D2	58.210	46.300	23.402	241.5	2:07.913	163.43	2.794	15:21:53.129
28 - D2	58.352	46.491	23.783	241.6	2:08.626	162.52	3.508	15:24:01.756

P8 888 GT3PA GruppeM Racing Team Mercedes-AMG GT3

IDEAL LAP TIME : 2:03.066 BEST LAP TIME : 2:03.239 DIFFERENCE : 0.172
 D1: Alexander MATTSCHULL D2: Raffaele MARCIELLO

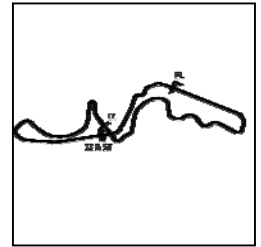
LAP	SECTOR 1	SECTOR 2	SECTOR 3	SPEED TRAP	LAP TIME	KPH	DIFF	TIME OF DAY
1 - D1		46.290	23.474	238.5	2:21.723	147.50	18.484	14:25:31.179
2 - D1	57.620	46.075	23.186	237.5	2:06.882	164.76	3.643	14:27:38.062
3 - D1	57.573	46.402	24.096	236.3	2:08.073	163.22	4.834	14:29:46.135
4 - D1	57.957	46.568	23.107	238.1	2:07.634	163.79	4.395	14:31:53.769
5 - D1	57.752	46.315	23.408	237.5	2:07.475	163.99	4.236	14:34:01.245
6 - D1	58.593	46.855	24.461	238.4	2:09.909	160.92	6.670	14:36:11.154
7 - D1	58.429	46.648	23.354	237.3	2:08.432	162.77	5.193	14:38:19.587
8 - D1	58.252	46.271	23.391	238.2	2:07.915	163.43	4.676	14:40:27.502
9 - D1	59.346	46.377	23.365	237.5	2:09.089	161.94	5.850	14:42:36.591
10 - D1	58.243	46.590	23.795	240.0	2:08.629	162.52	5.390	14:44:45.221
11 - D1	58.940	46.615	23.986	238.3	2:09.541	161.37	6.302	14:46:54.763
12 - D1	59.351	46.578	IN PIT	239.5	2:14.302	P 155.65	11.063	14:49:09.066
13 - D2	OUTLAP	45.416	22.658	239.2	3:46.662	92.23	1:43.423	14:52:55.728
14 - D2	56.836	45.546	22.979	241.3	2:05.362	166.75	2.123	14:55:01.090
15 - D2	56.320	45.175	22.492	240.3	2:03.988 (3)	168.60	0.749	14:57:05.078
16 - D2	55.555	45.293	22.390	240.1	2:03.239 (1)	169.63		14:59:08.317
17 - D2	55.646	45.405	22.335	240.7	2:03.386 (2)	169.42	0.147	15:01:11.704

Weather / Track : Sunny / Dry

Suzuka
 Circuit Length = 5.807 km
 Start: 14:23 Flag 15:23 End: 15:33

Blancpain GT Series Asia 2018

RACE 1 - SECTOR ANALYSIS



SECTOR 1 = FL to I1, SECTOR 2 = I1 to I2 SECTOR 3 = I2 to I3, SECTOR 4 = I3 to FL, DIFF = Difference To Personal Best Lap, P = Crossed Finish Line in Pit Lane, D = Time Disallowed

18 - D2	56.111	45.507	22.476	241.8	2:04.095	168.46	0.856	15:03:15.800
19 - D2	56.708	45.341	23.109	242.7	2:05.160	167.02	1.921	15:05:20.960
20 - D2	56.096	45.475	22.635	241.3	2:04.207	168.30	0.968	15:07:25.167
21 - D2	56.964	45.487	22.538	241.7	2:04.990	167.25	1.751	15:09:30.157
22 - D2	56.208	45.419	22.598	241.5	2:04.227	168.28	0.988	15:11:34.384
23 - D2	56.988	45.470	24.537	243.4	2:06.996	164.61	3.757	15:13:41.381
24 - D2	57.169	45.579	22.799	241.7	2:05.547	166.51	2.308	15:15:46.928
25 - D2	57.363	45.430	22.814	242.0	2:05.608	166.43	2.369	15:17:52.537
26 - D2	57.108	45.708	23.093	241.5	2:05.910	166.03	2.671	15:19:58.448
27 - D2	57.255	46.358	22.793	240.7	2:06.407	165.37	3.168	15:22:04.855
28 - D2	56.476	45.669	22.683	240.7	2:04.828	167.47	1.589	15:24:09.684

P9 5 GT3S Phoenix Racing Asia

Audi R8 LMS GT3

IDEAL LAP TIME : 2:04.907

BEST LAP TIME : 2:05.298

DIFFERENCE : 0.391

D1: Shaun THONG

D2: Alex YOONG

LAP	SECTOR 1	SECTOR 2	SECTOR 3	SPEED TRAP	LAP TIME	KPH	DIFF	TIME OF DAY
1 - D1		46.070	23.200	244.2	2:19.600	149.74	14.302	14:25:29.057
2 - D1	57.303	45.894	22.853	242.6	2:06.051	165.84	0.752	14:27:35.109
3 - D1	57.217	46.037	22.878	244.1	2:06.133	165.73	0.835	14:29:41.243
4 - D1	56.956	45.972	22.823	243.9	2:05.752	166.24	0.453	14:31:46.995
5 - D1	57.050	45.826	22.958	243.8	2:05.834	166.13	0.536	14:33:52.830
6 - D1	58.113	46.026	23.054	244.8	2:07.194	164.35	1.895	14:36:00.025
7 - D1	57.584	46.420	25.814	244.2	2:09.818	161.03	4.519	14:38:09.843
8 - D1	57.656	46.111	23.222	244.2	2:06.990	164.61	1.692	14:40:16.834
9 - D1	57.452	46.050	23.461	243.4	2:06.964	164.65	1.665	14:42:23.798
10 - D1	1:00.279	46.646	24.625	231.0	2:11.550	158.91	6.251	14:44:35.349
11 - D1	57.887	46.311	23.513	244.8	2:07.712	163.68	2.413	14:46:43.061
12 - D1	57.610	46.484	IN PIT	242.4	2:11.088	P 159.47	5.789	14:48:54.150
13 - D2	OUTLAP	46.164	23.415	241.7	3:34.449	97.48	1:29.150	14:52:28.599
14 - D2	56.748	45.869	23.117	242.5	2:05.734 (3)	166.26	0.436	14:54:34.334
15 - D2	56.720	45.673	23.072	242.1	2:05.467 (2)	166.61	0.168	14:56:39.801
16 - D2	56.414	45.669	23.214	242.9	2:05.298 (1)	166.84		14:58:45.100
17 - D2	58.280	46.710	23.651	242.7	2:08.642	162.50	3.343	15:00:53.742
18 - D2	58.594	46.364	23.286	243.7	2:08.245	163.00	2.946	15:03:01.987
19 - D2	57.615	46.541	23.401	242.9	2:07.558	163.88	2.259	15:05:09.546
20 - D2	57.478	46.255	23.551	244.8	2:07.285	164.23	1.987	15:07:16.831
21 - D2	57.113	45.856	23.296	244.4	2:06.265	165.56	0.966	15:09:23.097
22 - D2	57.688	46.380	23.512	244.3	2:07.580	163.85	2.281	15:11:30.678
23 - D2	57.635	45.923	23.178	243.3	2:06.737	164.94	1.438	15:13:37.415
24 - D2	57.347	45.917	23.671	244.1	2:06.936	164.69	1.637	15:15:44.351
25 - D2	57.336	45.927	23.268	242.3	2:06.532	165.21	1.233	15:17:50.883
26 - D2	57.939	46.101	23.250	242.0	2:07.291	164.23	1.992	15:19:58.174
27 - D2	57.281	46.846	23.473	244.3	2:07.602	163.83	2.303	15:22:05.776
28 - D2	57.820	46.228	23.553	242.8	2:07.602	163.83	2.303	15:24:13.378

P10 28 GT3PA HubAuto Corsa

Ferrari 488 GT3

IDEAL LAP TIME : 2:03.885

BEST LAP TIME : 2:04.072

DIFFERENCE : 0.186

D1: Morris CHEN

D2: Tim SLADE

LAP	SECTOR 1	SECTOR 2	SECTOR 3	SPEED TRAP	LAP TIME	KPH	DIFF	TIME OF DAY
1 - D1		47.563	23.492	235.1	2:25.109	144.06	21.037	14:25:34.566
2 - D1	57.824	46.370	23.518	241.1	2:07.713	163.68	3.641	14:27:42.280
3 - D1	58.325	46.550	23.846	241.5	2:08.723	162.40	4.651	14:29:51.003
4 - D1	58.252	46.629	23.632	241.3	2:08.514	162.66	4.442	14:31:59.518
5 - D1	1:00.075	47.340	23.876	238.6	2:11.292	159.22	7.220	14:34:10.811
6 - D1	58.657	46.582	23.853	239.3	2:09.094	161.93	5.021	14:36:19.905
7 - D1	58.116	46.512	23.745	238.5	2:08.374	162.84	4.302	14:38:28.279
8 - D1	59.609	46.729	23.687	241.5	2:10.025	160.77	5.953	14:40:38.305
9 - D1	59.603	46.710	23.819	238.0	2:10.132	160.64	6.060	14:42:48.438
10 - D1	58.998	46.746	24.262	239.9	2:10.007	160.79	5.935	14:44:58.445
11 - D1	58.867	47.370	23.638	237.7	2:09.876	160.96	5.804	14:47:08.322
12 - D1	59.139	46.668	23.831	240.1	2:09.639	161.25	5.567	14:49:17.961
13 - D1	59.388	47.593	IN PIT	237.2	2:14.622	P 155.28	10.549	14:51:32.584
14 - D2	OUTLAP	45.821	23.608	241.9	3:34.647	97.39	1:30.575	14:55:07.231

Weather / Track : Sunny / Dry

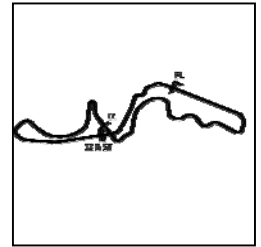
Suzuka

Circuit Length = 5.807 km

Start: 14:23 Flag 15:23 End: 15:33

Blancpain GT Series Asia 2018

RACE 1 - SECTOR ANALYSIS



SECTOR 1 = FL to I1, SECTOR 2 = I1 to I2 SECTOR 3 = I2 to I3, SECTOR 4 = I3 to FL, DIFF = Difference To Personal Best Lap, P = Crossed Finish Line in Pit Lane, D = Time Disallowed

15 - D2	58.238	46.329	22.519	240.7	2:07.086	164.49	3.014	14:57:14.318
16 - D2	56.476	45.392	22.707	241.8	2:04.576	167.80	0.504	14:59:18.895
17 - D2	57.107	45.683	22.492	238.4	2:05.282	166.86	1.210	15:01:24.177
18 - D2	56.282	45.335	22.454	241.5	2:04.072 (1)	168.49		15:03:28.250
19 - D2	56.143	45.760	22.544	243.1	2:04.449	167.98	0.376	15:05:32.699
20 - D2	57.509	46.319	23.103	243.3	2:06.933	164.69	2.861	15:07:39.632
21 - D2	57.132	45.691	22.566	242.1	2:05.390	166.72	1.318	15:09:45.023
22 - D2	56.281	45.688	22.421	242.3	2:04.391 (3)	168.06	0.318	15:11:49.414
23 - D2	56.158	45.439	22.555	240.9	2:04.154 (2)	168.38	0.082	15:13:53.568
24 - D2	56.227	45.892	22.836	241.3	2:04.956	167.30	0.884	15:15:58.525
25 - D2	56.876	45.862	22.579	243.9	2:05.317	166.81	1.245	15:18:03.842
26 - D2	56.499	45.496	22.999	245.9	2:04.995	167.24	0.923	15:20:08.837
27 - D2	56.622	45.823	23.156	241.9	2:05.601	166.44	1.529	15:22:14.439
28 - D2	56.377	45.663	22.406	242.7	2:04.447	167.98	0.375	15:24:18.887

P11 97 GT3PA Indigo Racing

Mercedes-AMG GT3

IDEAL LAP TIME : 2:04.704

BEST LAP TIME : 2:04.856

DIFFERENCE : 0.151

D1: Juwon SEO

D2: Roelof BRUINS

LAP	SECTOR 1	SECTOR 2	SECTOR 3	SPEED TRAP	LAP TIME	KPH	DIFF	TIME OF DAY
1 - D1		46.228	23.448	239.8	2:21.126	148.13	16.270	14:25:30.583
2 - D1	57.087	45.947	23.062	240.7	2:06.098	165.78	1.242	14:27:36.681
3 - D1	57.180	46.134	23.239	240.4	2:06.554	165.18	1.698	14:29:43.236
4 - D1	56.906	46.154	23.822	241.7	2:06.883	164.75	2.027	14:31:50.119
5 - D1	56.839	45.848	23.029	241.0	2:05.716	166.28	0.860	14:33:55.836
6 - D1	57.227	46.248	24.035	241.1	2:07.510	163.94	2.654	14:36:03.347
7 - D1	58.219	46.209	23.160	239.4	2:07.589	163.84	2.733	14:38:10.936
8 - D1	57.149	46.109	23.200	241.1	2:06.459	165.31	1.603	14:40:17.396
9 - D1	57.580	46.290	23.487	241.3	2:07.358	164.14	2.502	14:42:24.754
10 - D1	1:00.240	47.264	23.660	242.6	2:11.164	159.38	6.308	14:44:35.919
11 - D1	59.553	46.366	23.436	241.1	2:09.356	161.60	4.500	14:46:45.275
12 - D1	58.361	46.445	23.711	239.4	2:08.518	162.66	3.662	14:48:53.794
13 - D1	59.440	46.897	IN PIT	238.5	2:14.325 P	155.63	9.469	14:51:08.120
14 - D2	OUTLAP	45.840	22.614	240.4	3:33.935	97.71	1:29.079	14:54:42.055
15 - D2	56.418	46.413	22.864	240.4	2:05.695	166.31	0.839	14:56:47.750
16 - D2	56.520	45.672	22.663	240.5	2:04.856 (1)	167.43		14:58:52.606
17 - D2	56.453	45.784	22.998	241.3	2:05.236 (3)	166.92	0.380	15:00:57.843
18 - D2	56.719	45.752	22.664	241.8	2:05.136 (2)	167.05	0.280	15:03:02.979
19 - D2	57.804	45.881	23.323	241.9	2:07.008	164.59	2.152	15:05:09.988
20 - D2	57.835	46.502	23.671	241.5	2:08.009	163.30	3.153	15:07:17.998
21 - D2	57.338	45.853	22.920	240.9	2:06.113	165.76	1.257	15:09:24.111
22 - D2	57.328	46.227	23.485	241.3	2:07.041	164.55	2.185	15:11:31.152
23 - D2	58.250	46.155	26.101	242.0	2:10.507	160.18	5.651	15:13:41.660
24 - D2	58.676	46.742	23.553	241.8	2:08.972	162.08	4.116	15:15:50.633
25 - D2	59.045	46.759	23.595	241.1	2:09.400	161.55	4.544	15:18:00.033
26 - D2	58.144	46.544	24.826	242.5	2:09.516	161.40	4.660	15:20:09.549
27 - D2	58.424	46.700	23.590	241.9	2:08.715	162.41	3.859	15:22:18.265
28 - D2	57.970	46.577	23.827	241.7	2:08.375	162.84	3.519	15:24:26.641

P12 33 GT3S Porsche Team EBI

Porsche 991 GT3 R

IDEAL LAP TIME : 2:05.254

BEST LAP TIME : 2:05.508

DIFFERENCE : 0.253

D1: Tetsuya YAMANO

D2: Naoya YAMANO

LAP	SECTOR 1	SECTOR 2	SECTOR 3	SPEED TRAP	LAP TIME	KPH	DIFF	TIME OF DAY
1 - D1		46.658	23.684	238.4	2:23.379	145.80	17.871	14:25:32.836
2 - D1	57.579	46.299	23.456	238.6	2:07.335	164.17	1.827	14:27:40.171
3 - D1	57.636	46.226	23.411	239.8	2:07.273	164.25	1.765	14:29:47.445
4 - D1	57.508	46.654	23.350	240.7	2:07.514	163.94	2.006	14:31:54.959
5 - D1	57.554	46.564	23.274	239.8	2:07.392	164.10	1.884	14:34:02.352
6 - D1	58.030	46.980	24.193	240.4	2:09.204	161.79	3.696	14:36:11.556
7 - D1	58.499	46.467	23.580	239.9	2:08.546	162.62	3.038	14:38:20.103
8 - D1	58.385	46.482	23.301	239.2	2:08.170	163.10	2.661	14:40:28.273
9 - D1	58.791	46.788	23.306	238.1	2:08.885	162.19	3.377	14:42:37.159
10 - D1	58.215	46.607	24.046	240.1	2:08.869	162.22	3.361	14:44:46.028
11 - D1	58.911	47.095	23.517	237.6	2:09.524	161.39	4.016	14:46:55.553

Weather / Track : Sunny / Dry

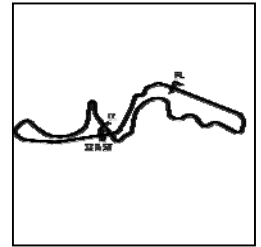
Suzuka

Circuit Length = 5.807 km

Start: 14:23 Flag 15:23 End: 15:33

Blancpain GT Series Asia 2018

RACE 1 - SECTOR ANALYSIS



SECTOR 1 = FL to I1, SECTOR 2 = I1 to I2 SECTOR 3 = I2 to I3, SECTOR 4 = I3 to FL, DIFF = Difference To Personal Best Lap, P = Crossed Finish Line in Pit Lane, D = Time Disallowed

12 - D1	58.702	47.442	24.054	239.9	2:10.198	160.56	4.690	14:49:05.751
13 - D1	58.598	47.287	IN PIT	237.8	2:13.201	P 156.94	7.693	14:51:18.953
14 - D2	OUTLAP	45.966	23.254	236.5	3:41.994	94.16	1:36.486	14:55:00.947
15 - D2	57.696	46.046	22.810	238.5	2:06.553	165.18	1.044	14:57:07.500
16 - D2	56.477	46.085	22.945	237.8	2:05.508 (1)	166.56		14:59:13.008
17 - D2	56.626	45.978	23.305	238.6	2:05.910	(2) 166.03	0.402	15:01:18.919
18 - D2	56.578	46.123	23.644	247.9	2:06.345	(3) 165.46	0.837	15:03:25.264
19 - D2	57.533	46.614	23.075	238.8	2:07.223	164.31	1.715	15:05:32.488
20 - D2	57.425	46.372	23.200	239.4	2:06.998	164.60	1.490	15:07:39.486
21 - D2	58.415	46.303	23.164	239.8	2:07.882	163.47	2.374	15:09:47.369
22 - D2	57.048	46.328	23.081	238.4	2:06.458	165.31	0.950	15:11:53.827
23 - D2	57.192	46.308	22.942	238.3	2:06.443	165.33	0.934	15:14:00.270
24 - D2	57.515	46.212	23.233	239.0	2:06.960	164.65	1.452	15:16:07.231
25 - D2	58.102	46.360	23.029	239.2	2:07.492	163.97	1.984	15:18:14.723
26 - D2	57.686	46.291	23.168	241.3	2:07.146	164.41	1.638	15:20:21.869
27 - D2	57.448	47.019	23.167	239.0	2:07.635	163.78	2.126	15:22:29.504
28 - D2	57.739	46.375	23.206	238.3	2:07.321	164.19	1.813	15:24:36.826

P13 47 GT3PA D'station Racing

Porsche 991 GT3 R

IDEAL LAP TIME : 2:06.567

BEST LAP TIME : 2:06.946

DIFFERENCE : 0.379

D1: Satoshi HOSHINO D2: Seiji ARA

LAP	SECTOR 1	SECTOR 2	SECTOR 3	SPEED TRAP	LAP TIME	KPH	DIFF	TIME OF DAY
1 - D1		46.996	23.647	238.7	2:24.016	145.15	17.069	14:25:33.473
2 - D1	57.592	46.526	23.559	239.8	2:07.678	163.73	0.731	14:27:41.151
3 - D1	57.491	46.205	23.591	241.1	2:07.288	(3) 164.23	0.341	14:29:48.439
4 - D1	57.217	46.452	23.539	241.5	2:07.209	(2) 164.33	0.262	14:31:55.649
5 - D1	57.366	46.421	23.586	241.2	2:07.373	164.12	0.426	14:34:03.022
6 - D1	57.803	46.852	24.166	241.5	2:08.821	162.27	1.875	14:36:11.844
7 - D1	58.782	46.575	23.549	240.7	2:08.906	162.17	1.960	14:38:20.751
8 - D1	58.067	46.742	23.430	240.7	2:08.240	163.01	1.293	14:40:28.991
9 - D1	58.764	46.550	23.531	240.7	2:08.846	162.24	1.899	14:42:37.837
10 - D1	58.152	46.486	24.350	242.1	2:08.989	162.06	2.042	14:44:46.827
11 - D1	58.721	47.025	23.480	238.8	2:09.227	161.77	2.280	14:46:56.055
12 - D1	58.912	47.369	IN PIT	240.7	2:15.683	P 154.07	8.736	14:49:11.738
13 - D2	OUTLAP	46.170	23.179	236.6	3:42.723	93.86	1:35.776	14:52:54.461
14 - D2	57.960	47.570	23.580	238.2	2:09.111	161.91	2.164	14:55:03.573
15 - D2	57.675	46.410	23.319	239.4	2:07.405	164.08	0.458	14:57:10.978
16 - D2	57.267	46.282	23.396	238.7	2:06.946 (1)	164.67		14:59:17.925
17 - D2	57.884	47.078	23.397	239.6	2:08.360	162.86	1.413	15:01:26.285
18 - D2	58.452	46.664	23.445	239.6	2:08.562	162.60	1.615	15:03:34.847
19 - D2	57.593	46.665	24.009	240.1	2:08.268	162.97	1.321	15:05:43.116
20 - D2	58.155	46.576	23.382	239.0	2:08.114	163.17	1.167	15:07:51.230
21 - D2	58.391	46.738	23.505	239.9	2:08.635	162.51	1.688	15:09:59.866
22 - D2	58.015	46.732	23.562	238.6	2:08.310	162.92	1.363	15:12:08.176
23 - D2	57.651	46.847	24.185	240.3	2:08.684	162.45	1.738	15:14:16.861
24 - D2	58.136	46.709	23.566	239.4	2:08.412	162.79	1.465	15:16:25.273
25 - D2	57.818	46.805	23.651	239.0	2:08.274	162.97	1.327	15:18:33.548
26 - D2	58.148	46.728	23.509	237.9	2:08.386	162.82	1.439	15:20:41.935
27 - D2	58.497	46.755	23.635	238.6	2:08.888	162.19	1.941	15:22:50.823
28 - D2	58.080	46.699	23.935	239.5	2:08.715	162.41	1.768	15:24:59.539

P14 45 GT3AM KCMG

Audi R8 LMS GT3

IDEAL LAP TIME : 2:06.075

BEST LAP TIME : 2:06.195

DIFFERENCE : 0.119

D1: Naoto TAKEDA D2: Takuya SHIRASAKA

LAP	SECTOR 1	SECTOR 2	SECTOR 3	SPEED TRAP	LAP TIME	KPH	DIFF	TIME OF DAY
1 - D1		47.523	24.256	242.7	2:26.791	142.41	20.595	14:25:36.247
2 - D1	58.443	46.457	23.645	242.8	2:08.546	162.62	2.350	14:27:44.794
3 - D1	58.092	46.403	23.834	243.9	2:08.331	162.90	2.135	14:29:53.125
4 - D1	58.531	46.606	23.784	244.4	2:08.922	162.15	2.727	14:32:02.048
5 - D1	58.530	47.145	24.007	243.2	2:09.684	161.20	3.488	14:34:11.732
6 - D1	58.501	46.262	23.893	246.5	2:08.658	162.48	2.462	14:36:20.390
7 - D1	58.527	46.945	24.095	243.2	2:09.568	161.34	3.373	14:38:29.958
8 - D1	59.074	46.946	23.961	243.3	2:09.982	160.83	3.786	14:40:39.940

Suzuka

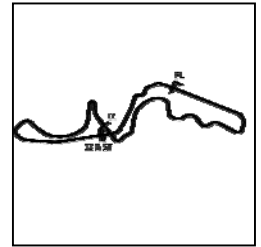
Circuit Length = 5.807 km

Start: 14:23 Flag 15:23 End: 15:33

Weather / Track : Sunny / Dry

Blancpain GT Series Asia 2018

RACE 1 - SECTOR ANALYSIS



SECTOR 1 = FL to I1, SECTOR 2 = I1 to I2 SECTOR 3 = I2 to I3, SECTOR 4 = I3 to FL, DIFF = Difference To Personal Best Lap, P = Crossed Finish Line in Pit Lane, D = Time Disallowed

9 - D1	59.776	46.893	24.086	242.7	2:10.756	159.87	4.560	14:42:50.697
10 - D1	59.384	47.024	24.201	243.6	2:10.610	160.05	4.415	14:45:01.307
11 - D1	59.000	47.640	24.207	242.5	2:10.848	159.76	4.653	14:47:12.156
12 - D1	1:00.195	46.818	IN PIT	244.0	2:16.173	P 153.51	9.978	14:49:28.330
13 - D2	OUTLAP	46.431	23.401	241.2	3:36.927	96.36	1:30.732	14:53:05.257
14 - D2	57.306	46.078	23.397	243.5	2:06.782	164.89	0.586	14:55:12.039
15 - D2	57.034	45.923	23.237	244.4	2:06.195 (1)	165.65		14:57:18.235
16 - D2	57.294	46.019	23.322	246.5	2:06.636	(3) 165.08	0.440	14:59:24.871
17 - D2	57.269	46.148	23.147	244.6	2:06.565	(2) 165.17	0.370	15:01:31.437
18 - D2	57.421	46.261	23.357	246.5	2:07.040	164.55	0.844	15:03:38.477
19 - D2	57.738	46.372	23.333	246.5	2:07.444	164.03	1.248	15:05:45.921
20 - D2	58.166	46.276	23.215	245.5	2:07.659	163.75	1.463	15:07:53.580
21 - D2	57.606	46.372	23.117	243.6	2:07.096	164.48	0.901	15:10:00.676
22 - D2	58.029	46.437	24.199	247.2	2:08.665	162.47	2.470	15:12:09.342
23 - D2	57.565	46.460	24.021	246.1	2:08.047	163.26	1.852	15:14:17.390
24 - D2	58.573	46.402	23.742	246.2	2:08.718	162.41	2.522	15:16:26.108
25 - D2	58.243	46.431	23.712	244.8	2:08.387	162.82	2.192	15:18:34.496
26 - D2	59.137	46.637	23.716	245.4	2:09.491	161.44	3.295	15:20:43.987
27 - D2	57.960	46.687	23.374	244.3	2:08.022	163.29	1.827	15:22:52.010
28 - D2	58.368	46.654	23.791	245.7	2:08.814	162.28	2.619	15:25:00.824

P15 8 GT3AM ARN Racing

Ferrari 488 GT3

IDEAL LAP TIME : 2:06.371

BEST LAP TIME : 2:06.450

DIFFERENCE : 0.079

D1: Hideki NAGAI

D2: Shinji TAKEI

LAP	SECTOR 1	SECTOR 2	SECTOR 3	SPEED TRAP	LAP TIME	KPH	DIFF	TIME OF DAY
1 - D1		47.203	23.544	241.0	2:24.497	144.67	18.046	14:25:33.954
2 - D1	57.497	46.403	23.759	243.7	2:07.659	163.75	1.208	14:27:41.613
3 - D1	57.404	46.154	23.899	244.4	2:07.458	164.01	1.007	14:29:49.071
4 - D1	57.342	46.239	23.461	244.2	2:07.043	(3) 164.55	0.592	14:31:56.114
5 - D1	57.454	46.126	23.792	244.8	2:07.373	164.12	0.922	14:34:03.488
6 - D1	57.710	46.823	24.092	244.8	2:08.627	162.52	2.176	14:36:12.115
7 - D1	58.961	46.655	23.628	244.6	2:09.245	161.74	2.794	14:38:21.360
8 - D1	57.774	46.766	23.734	244.3	2:08.275	162.97	1.825	14:40:29.636
9 - D1	59.090	46.226	23.483	243.5	2:08.800	162.30	2.349	14:42:38.436
10 - D1	58.109	46.348	24.426	245.2	2:08.883	162.20	2.432	14:44:47.320
11 - D1	58.504	47.133	23.779	244.2	2:09.417	161.53	2.967	14:46:56.738
12 - D1	58.817	46.911	24.393	244.6	2:10.122	160.65	3.671	14:49:06.860
13 - D1	58.290	46.770	24.273	242.7	2:09.334	161.63	2.883	14:51:16.194
14 - D1	59.651	46.478	IN PIT	241.4	2:14.194	P 155.78	7.743	14:53:30.389
15 - D2	OUTLAP	46.495	23.459	241.6	3:45.955	92.51	1:39.505	14:57:16.344
16 - D2	58.730	45.908	23.434	241.5	2:08.072	163.22	1.622	14:59:24.417
17 - D2	57.153	45.880	23.417	241.8	2:06.450 (1)	165.32		15:01:30.868
18 - D2	57.445	45.923	23.338	242.8	2:06.707	(2) 164.98	0.256	15:03:37.575
19 - D2	57.239	46.118	23.695	243.0	2:07.053	164.53	0.603	15:05:44.629
20 - D2	58.510	45.988	23.499	242.5	2:07.998	163.32	1.547	15:07:52.627
21 - D2	57.749	46.104	23.965	241.1	2:07.818	163.55	1.367	15:10:00.446
22 - D2	57.900	46.575	23.957	242.1	2:08.433	162.77	1.983	15:12:08.880
23 - D2	57.533	46.351	24.372	242.5	2:08.258	162.99	1.807	15:14:17.138
24 - D2	58.329	46.387	23.959	242.1	2:08.675	162.46	2.224	15:16:25.814
25 - D2	57.866	46.496	24.140	240.3	2:08.503	162.68	2.052	15:18:34.317
26 - D2	59.285	47.006	23.809	242.7	2:10.101	160.68	3.650	15:20:44.418
27 - D2	57.929	46.580	23.828	243.6	2:08.338	162.89	1.888	15:22:52.757
28 - D2	58.047	46.504	24.572	242.4	2:09.124	161.89	2.673	15:25:01.881

P16 777 GT3PA CarGuy Racing

Lamborghini Huracan GT3

IDEAL LAP TIME : 2:05.553

BEST LAP TIME : 2:06.141

DIFFERENCE : 0.588

D1: Takeshi KIMURA

D2: Kei COZZOLINO

LAP	SECTOR 1	SECTOR 2	SECTOR 3	SPEED TRAP	LAP TIME	KPH	DIFF	TIME OF DAY
1 - D1		47.597	23.799	240.1	2:25.699	143.48	19.558	14:25:35.156
2 - D1	57.748	46.460	23.535	240.8	2:07.744	163.64	1.602	14:27:42.900
3 - D1	58.475	46.620	23.572	241.7	2:08.668	162.47	2.527	14:29:51.569
4 - D1	58.491	46.824	23.630	241.3	2:08.946	162.12	2.805	14:32:00.515
5 - D1	1:06.822	47.105	23.730	239.8	2:17.658	151.86	11.517	14:34:18.174

Weather / Track : Sunny / Dry

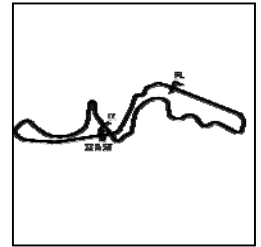
Suzuka

Circuit Length = 5.807 km

Start: 14:23 Flag 15:23 End: 15:33

Blancpain GT Series Asia 2018

RACE 1 - SECTOR ANALYSIS



SECTOR 1 = FL to I1, SECTOR 2 = I1 to I2 SECTOR 3 = I2 to I3, SECTOR 4 = I3 to FL, DIFF = Difference To Personal Best Lap, P = Crossed Finish Line in Pit Lane, D = Time Disallowed									
6 - D1	58.447	46.700	23.781	240.5	2:08.928	162.14	2.787	14:36:27.103	
7 - D1	58.297	46.562	23.786	240.2	2:08.647	162.50	2.505	14:38:35.750	
8 - D1	58.434	46.420	24.347	243.3	2:09.202	161.80	3.060	14:40:44.952	
9 - D1	58.734	46.535	23.600	240.3	2:08.869	162.21	2.728	14:42:53.822	
10 - D1	58.179	46.478	23.692	242.2	2:08.351	162.87	2.209	14:45:02.173	
11 - D1	1:01.235	46.857	23.697	241.1	2:11.790	158.62	5.649	14:47:13.963	
12 - D1	1:00.084	46.849	IN PIT	240.5	2:16.630	P 153.00	10.488	14:49:30.594	
13 - D2	OUTLAP	45.995	23.497	240.7	3:40.936	94.62	1:34.794	14:53:11.530	
14 - D2	57.123	45.971	23.430	241.7	2:06.526	(2) 165.22	0.384	14:55:18.056	
15 - D2	57.097	45.845	23.197	241.3	2:06.141	(1) 165.72		14:57:24.197	
16 - D2	57.151	45.933	23.990	244.3	2:07.075	164.51	0.933	14:59:31.272	
17 - D2	57.283	46.075	23.302	241.6	2:06.660	(3) 165.04	0.519	15:01:37.933	
18 - D2	57.256	45.922	23.766	242.9	2:06.945	164.67	0.803	15:03:44.878	
19 - D2	57.550	46.055	23.209	242.5	2:06.815	164.84	0.674	15:05:51.694	
20 - D2	58.041	46.691	23.363	241.7	2:08.096	163.19	1.955	15:07:59.791	
21 - D2	57.690	46.359	23.260	240.2	2:07.310	164.20	1.169	15:10:07.101	
22 - D2	57.723	46.244	23.284	242.1	2:07.252	164.28	1.110	15:12:14.353	
23 - D2	58.961	46.443	23.486	240.5	2:08.890	162.19	2.749	15:14:23.244	
24 - D2	58.096	46.537	23.447	241.5	2:08.081	163.21	1.940	15:16:31.325	
25 - D2	58.067	46.465	23.550	241.5	2:08.083	163.21	1.942	15:18:39.409	
26 - D2	59.194	46.261	22.609	241.8	2:08.065	163.23	1.924	15:20:47.475	
27 - D2	58.409	46.539	23.398	241.9	2:08.348	162.87	2.206	15:22:55.823	
28 - D2	58.459	46.457	23.297	242.5	2:08.214	163.04	2.073	15:25:04.038	

P17 63 GT3PA FFF Racing Team by ACM

Lamborghini Huracan GT3

IDEAL LAP TIME : 2:04.026

BEST LAP TIME : 2:04.312

DIFFERENCE : 0.286

D1: Hiroshi HAMAGUCHI D2: Marco MAPELLI

LAP	SECTOR 1	SECTOR 2	SECTOR 3	SPEED TRAP	LAP TIME	KPH	DIFF	TIME OF DAY
1 - D1		45.935	23.485	243.0	2:18.145	151.32	13.832	14:25:27.601
2 - D1	56.617	45.855	23.975	243.7	2:06.448	165.32	2.135	14:27:34.049
3 - D1	56.945	45.496	23.352	245.0	2:05.793	166.18	1.481	14:29:39.843
4 - D1	56.463	45.658	23.055	245.5	2:05.177	(3) 167.00	0.865	14:31:45.020
5 - D1	56.894	45.674	24.594	245.3	2:07.163	164.39	2.850	14:33:52.184
6 - D1	57.431	45.914	23.678	246.7	2:07.024	164.57	2.712	14:35:59.208
7 - D1	56.989	46.256	23.459	243.9	2:06.705	164.99	2.393	14:38:05.914
8 - D1	56.805	45.919	24.113	244.0	2:06.838	164.81	2.526	14:40:12.753
9 - D1	58.747	47.319	24.207	241.8	2:10.273	160.47	5.961	14:42:23.026
10 - D1	1:00.072	47.496	24.848	240.9	2:12.416	157.87	8.104	14:44:35.443
11 - D1	1:00.771	1:40.644	IN PIT	84.9	3:58.392	P 87.69	1:54.080	14:48:33.836
12 - D2	OUTLAP	45.484	22.861	242.6	3:33.519	97.90	1:29.207	14:52:07.355
13 - D2	55.837	45.326	23.148	244.0	2:04.312	(1) 168.16		14:54:11.667
14 - D2	56.860	46.642	24.280	245.6	2:07.783	163.59	3.470	14:56:19.451
15 - D2	57.282	45.566	23.106	245.5	2:05.955	165.97	1.643	14:58:25.406
16 - D2	56.705	45.960	23.133	244.4	2:05.799	166.17	1.487	15:00:31.206
17 - D2	57.847	45.787	22.940	245.7	2:06.576	165.15	2.263	15:02:37.782
18 - D2	56.653	45.494	22.885	246.0	2:05.033	(2) 167.19	0.721	15:04:42.815
19 - D2	58.365	46.339	23.363	244.9	2:08.068	163.23	3.755	15:06:50.884
20 - D2	56.849	45.589	23.060	245.7	2:05.499	166.57	1.187	15:08:56.383
21 - D2	56.977	45.822	23.206	245.5	2:06.005	165.90	1.693	15:11:02.389
22 - D2	57.660	45.707	22.980	245.0	2:06.347	165.45	2.035	15:13:08.737
23 - D2	56.944	45.724	23.897	245.4	2:06.566	165.17	2.254	15:15:15.303
24 - D2	57.042	45.983	23.348	245.3	2:06.374	165.42	2.061	15:17:21.677
25 - D2	57.493	46.153	23.539	244.8	2:07.186	164.36	2.873	15:19:28.864
26 - D2	57.826	46.120	23.643	245.7	2:07.590	163.84	3.278	15:21:36.454
27 - D2	58.019	46.561	23.870	245.0	2:08.451	162.74	4.139	15:23:44.906

P18 51 GT3AM AMAC Motorsport

Lamborghini Huracan GT3

IDEAL LAP TIME : 2:06.597

BEST LAP TIME : 2:07.268

DIFFERENCE : 0.670

D1: Andrew MACPHERSON D2: William PORTER

LAP	SECTOR 1	SECTOR 2	SECTOR 3	SPEED TRAP	LAP TIME	KPH	DIFF	TIME OF DAY
1 - D1		49.553	25.654	233.6	2:33.227	136.43	25.959	14:25:42.684
2 - D1	1:02.355	50.640	25.216	236.4	2:18.212	151.25	10.943	14:28:00.896
3 - D1	1:01.479	47.977	25.386	236.8	2:14.843	155.03	7.575	14:30:15.739

Weather / Track : Sunny / Dry

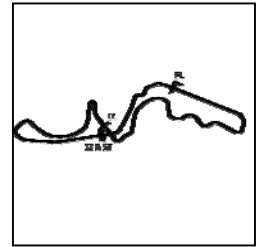
Suzuka

Circuit Length = 5.807 km

Start: 14:23 Flag 15:23 End: 15:33

Blancpain GT Series Asia 2018

RACE 1 - SECTOR ANALYSIS



SECTOR 1 = FL to I1, SECTOR 2 = I1 to I2 SECTOR 3 = I2 to I3, SECTOR 4 = I3 to FL, DIFF = Difference To Personal Best Lap, P = Crossed Finish Line in Pit Lane, D = Time Disallowed									
4 - D1	1:02.129	48.009	25.167	235.4	2:15.305	154.50	8.037	14:32:31.045	
5 - D1	1:01.863	48.014	25.390	235.4	2:15.268	154.54	8.000	14:34:46.314	
6 - D1	1:02.342	48.229	25.286	236.7	2:15.858	153.87	8.590	14:37:02.173	
7 - D1	1:01.842	47.763	25.313	237.9	2:14.919	154.94	7.651	14:39:17.092	
8 - D1	1:02.325	48.148	25.335	233.4	2:15.809	153.93	8.540	14:41:32.902	
9 - D1	1:02.382	48.913	26.907	232.4	2:18.202	151.26	10.934	14:43:51.104	
10 - D1	1:03.410	48.365	25.460	235.1	2:17.235	152.33	9.967	14:46:08.340	
11 - D1	1:03.799	49.940	IN PIT	232.8	2:27.687	P 141.55	20.418	14:48:36.028	
12 - D2	OUTLAP	46.562	24.231	239.9	3:41.840	94.23	1:34.571	14:52:17.868	
13 - D2	57.726	46.136	23.404	238.4	2:07.268 (1)	164.26		14:54:25.136	
14 - D2	58.663	46.086	23.305	242.7	2:08.055	163.25	0.787	14:56:33.191	
15 - D2	58.235	45.999	23.390	238.5	2:07.624	(2) 163.80	0.356	14:58:40.816	
16 - D2	58.179	46.108	24.752	241.2	2:09.040	162.00	1.772	15:00:49.857	
17 - D2	57.293	46.723	23.712	240.1	2:07.729	(3) 163.66	0.461	15:02:57.586	
18 - D2	58.367	46.250	23.563	237.0	2:08.181	163.09	0.913	15:05:05.767	
19 - D2	58.079	46.575	23.699	242.1	2:08.353	162.87	1.085	15:07:14.121	
20 - D2	57.852	46.248	23.718	240.1	2:07.820	163.55	0.551	15:09:21.941	
21 - D2	58.179	48.306	23.862	237.5	2:10.347	160.38	3.079	15:11:32.289	
22 - D2	1:00.668	46.352	24.188	240.3	2:11.209	159.32	3.941	15:13:43.498	
23 - D2	58.471	46.402	23.541	239.8	2:08.414	162.79	1.146	15:15:51.913	
24 - D2	59.006	46.832	23.568	238.8	2:09.407	161.54	2.138	15:18:01.320	
25 - D2	58.313	47.160	23.620	238.6	2:09.093	161.93	1.825	15:20:10.414	
26 - D2	59.308	46.603	23.762	239.0	2:09.674	161.21	2.406	15:22:20.088	
27 - D2	58.423	46.390	23.858	243.3	2:08.672	162.46	1.403	15:24:28.760	

P19 390 GT3PA Kizashi x Saccs Racing

Lamborghini Huracan GT3

IDEAL LAP TIME : 2:06.027 BEST LAP TIME : 2:06.036 DIFFERENCE : 0.008
 D1: Tamotsu KONDO D2: Naoki YOKOMIZO

LAP	SECTOR 1	SECTOR 2	SECTOR 3	SPEED TRAP	LAP TIME	KPH	DIFF	TIME OF DAY
1 - D1		50.611	25.033	237.8	2:35.035	134.84	28.998	14:25:44.491
2 - D1	1:02.572	50.202	26.615	215.8	2:19.390	149.97	13.354	14:28:03.882
3 - D1	1:03.350	50.023	28.033	237.8	2:21.407	147.83	15.371	14:30:25.289
4 - D1	1:01.944	49.102	25.127	237.5	2:16.174	153.51	10.137	14:32:41.464
5 - D1	1:01.217	47.816	24.984	238.6	2:14.018	155.98	7.981	14:34:55.482
6 - D1	1:01.700	47.921	25.323	239.1	2:14.945	154.91	8.909	14:37:10.427
7 - D1	1:01.760	48.499	25.590	236.8	2:15.850	153.88	9.814	14:39:26.278
8 - D1	1:01.647	47.915	25.205	237.4	2:14.767	155.12	8.731	14:41:41.045
9 - D1	1:01.584	50.187	25.493	237.0	2:17.265	152.29	11.229	14:43:58.310
10 - D1	1:02.125	49.469	26.052	236.3	2:17.646	151.87	11.610	14:46:15.957
11 - D1	1:02.575	50.286	26.093	237.7	2:18.955	150.44	12.919	14:48:34.912
12 - D1	1:03.191	49.107	IN PIT	236.3	2:24.748	P 144.42	18.711	14:50:59.661
13 - D2	OUTLAP	46.434	23.786	239.3	3:49.177	91.21	1:43.141	14:54:48.838
14 - D2	57.612	45.986	23.455	243.1	2:07.054	164.53	1.018	14:56:55.893
15 - D2	57.153	45.812	23.469	240.7	2:06.434	(2) 165.34	0.398	14:59:02.328
16 - D2	57.011	45.718	23.306	242.7	2:06.036 (1)	165.86		15:01:08.364
17 - D2	57.239	46.027	23.297	243.0	2:06.564	165.17	0.528	15:03:14.929
18 - D2	57.133	46.691	24.872	244.2	2:08.696	162.43	2.660	15:05:23.626
19 - D2	57.534	45.927	23.450	241.8	2:06.912	164.72	0.876	15:07:30.538
20 - D2	57.198	45.872	23.461	242.0	2:06.532	(3) 165.21	0.496	15:09:37.071
21 - D2	57.204	45.845	23.505	241.5	2:06.555	165.18	0.518	15:11:43.626
22 - D2	57.311	45.977	23.735	242.7	2:07.023	164.57	0.987	15:13:50.650
23 - D2	57.574	46.214	23.756	242.1	2:07.545	163.90	1.509	15:15:58.195
24 - D2	58.483	46.409	23.505	243.5	2:08.398	162.81	2.362	15:18:06.593
25 - D2	58.648	46.261	23.663	242.1	2:08.572	162.59	2.536	15:20:15.166
26 - D2	58.696	46.122	23.535	241.0	2:08.353	162.87	2.317	15:22:23.520
27 - D2	58.060	46.210	23.411	242.7	2:07.682	163.72	1.646	15:24:31.202

P20 81 GT4AM BMW Team Studie

BMW M4 GT4

IDEAL LAP TIME : 2:17.790 BEST LAP TIME : 2:18.017 DIFFERENCE : 0.227
 D1: Takayuki KINOSHITA D2: Sunako JUKUCHOU

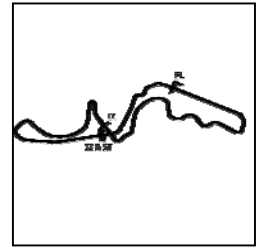
LAP	SECTOR 1	SECTOR 2	SECTOR 3	SPEED TRAP	LAP TIME	KPH	DIFF	TIME OF DAY
1 - D1		49.922	25.778	222.3	2:32.267	137.29	14.250	14:25:41.724
2 - D1	1:03.133	51.307	26.008	223.1	2:20.449	148.84	2.432	14:28:02.174

Weather / Track : Sunny / Dry

Suzuka
 Circuit Length = 5.807 km
 Start: 14:23 Flag 15:23 End: 15:33

Blancpain GT Series Asia 2018

RACE 1 - SECTOR ANALYSIS



SECTOR 1 = FL to I1, SECTOR 2 = I1 to I2 SECTOR 3 = I2 to I3, SECTOR 4 = I3 to FL, DIFF = Difference To Personal Best Lap, P = Crossed Finish Line in Pit Lane, D = Time Disallowed

3 - D1	1:04.544	50.333	26.498	222.6	2:21.376	147.86	3.358	14:30:23.550
4 - D1	1:02.692	50.178	26.175	222.6	2:19.047	150.34	1.029	14:32:42.597
5 - D1	1:03.028	50.140	25.591	223.3	2:18.759	150.65	0.742	14:35:01.357
6 - D1	1:03.123	50.067	25.415	224.0	2:18.606 (3)	150.82	0.588	14:37:19.963
7 - D1	1:02.813	50.275	25.924	222.0	2:19.013	150.38	0.996	14:39:38.977
8 - D1	1:03.444	50.127	25.760	224.8	2:19.332	150.03	1.315	14:41:58.309
9 - D1	1:05.841	51.363	26.033	224.5	2:23.237	145.94	5.220	14:44:21.547
10 - D1	1:02.898	50.039	26.016	223.7	2:18.954	150.44	0.937	14:46:40.502
11 - D1	1:04.535	50.272	25.943	222.8	2:20.752	148.52	2.734	14:49:01.254
12 - D1	1:03.048	50.581	IN PIT	223.4	2:23.356 P	145.82	5.338	14:51:24.611
13 - D2	OUTLAP	50.290	25.438	222.4	4:21.959	79.80	2:03.942	14:55:46.570
14 - D2	1:02.550	50.149	25.317	223.1	2:18.017 (1)	151.46		14:58:04.588
15 - D2	1:02.729	50.314	25.556	222.8	2:18.600 (2)	150.83	0.582	15:00:23.188
16 - D2	1:02.850	50.942	25.444	224.6	2:19.237	150.14	1.219	15:02:42.425
17 - D2	1:02.599	50.701	25.385	224.5	2:18.686	150.73	0.669	15:05:01.112
18 - D2	1:02.640	51.220	25.922	225.8	2:19.784	149.55	1.766	15:07:20.896
19 - D2	1:02.884	50.474	25.380	225.2	2:18.738	150.68	0.721	15:09:39.635
20 - D2	1:03.352	50.580	25.732	224.5	2:19.664	149.68	1.647	15:11:59.299
21 - D2	1:03.224	50.705	26.229	223.3	2:20.159	149.15	2.142	15:14:19.458
22 - D2	1:03.974	50.591	25.733	224.1	2:20.299	149.00	2.282	15:16:39.758
23 - D2	1:03.246	50.465	25.834	223.7	2:19.547	149.80	1.529	15:18:59.305
24 - D2	1:03.022	50.603	25.823	223.5	2:19.449	149.91	1.431	15:21:18.754
25 - D2	1:03.893	51.448	26.120	225.1	2:21.461	147.77	3.444	15:23:40.216

P21 666 GT4AM GruppeM Racing Team

Mercedes-AMG GT4

IDEAL LAP TIME : 2:17.118

BEST LAP TIME : 2:17.351

DIFFERENCE : 0.233

D1: Ryuichirou OHTSUKA D2: Reinhold RENGER

LAP	SECTOR 1	SECTOR 2	SECTOR 3	SPEED TRAP	LAP TIME	KPH	DIFF	TIME OF DAY
1 - D1		50.333	26.067	222.4	2:33.826	135.90	16.474	14:25:43.283
2 - D1	1:02.517	51.158	25.643	218.4	2:19.319	150.05	1.967	14:28:02.602
3 - D1	1:06.520	50.327	28.262	225.8	2:25.111	144.06	7.759	14:30:27.713
4 - D1	1:03.172	50.278	26.256	224.8	2:19.707	149.63	2.355	14:32:47.420
5 - D1	1:02.088	50.173	25.090	223.2	2:17.351 (1)	152.20		14:35:04.772
6 - D1	1:01.867	50.391	25.186	222.1	2:17.444 (2)	152.09	0.092	14:37:22.217
7 - D1	1:02.081	50.778	25.078	220.4	2:17.938	151.55	0.586	14:39:40.155
8 - D1	1:02.596	50.995	25.455	222.2	2:19.047	150.34	1.695	14:41:59.202
9 - D1	1:04.483	50.633	25.419	221.8	2:20.535	148.75	3.183	14:44:19.738
10 - D1	1:01.888	50.718	25.318	218.6	2:17.925	151.56	0.573	14:46:37.663
11 - D1	1:02.115	50.561	25.266	221.7	2:17.943	151.54	0.591	14:48:55.607
12 - D1	1:01.884	50.496	25.393	221.0	2:17.774 (3)	151.73	0.422	14:51:13.381
13 - D1	1:02.377	50.755	25.528	221.3	2:18.661	150.76	1.309	14:53:32.043
14 - D1	1:02.041	50.619	IN PIT	222.2	2:22.153 P	147.06	4.801	14:55:54.197
15 - D2	OUTLAP	51.440	26.103	224.4	4:41.725	74.20	2:24.373	15:00:35.922
16 - D2	1:02.727	51.195	25.568	223.5	2:19.492	149.86	2.140	15:02:55.414
17 - D2	1:03.049	50.488	25.410	224.7	2:18.948	150.45	1.596	15:05:14.363
18 - D2	1:02.127	51.057	25.679	224.1	2:18.864	150.54	1.512	15:07:33.227
19 - D2	1:02.632	50.486	25.606	223.9	2:18.724	150.69	1.373	15:09:51.952
20 - D2	1:02.473	50.489	26.173	221.7	2:19.136	150.24	1.784	15:12:11.088
21 - D2	1:02.991	50.298	25.547	223.5	2:18.837	150.57	1.485	15:14:29.925
22 - D2	1:02.483	50.467	25.573	223.3	2:18.524	150.91	1.172	15:16:48.450
23 - D2	1:02.634	50.475	25.490	223.6	2:18.599	150.83	1.248	15:19:07.050
24 - D2	1:02.101	50.566	25.732	223.3	2:18.400	151.04	1.048	15:21:25.450
25 - D2	1:03.600	50.299	25.824	223.9	2:19.724	149.61	2.372	15:23:45.175

P22 82 GT4AM BMW Team Studie

BMW M4 GT4

IDEAL LAP TIME : 2:19.021

BEST LAP TIME : 2:19.199

DIFFERENCE : 0.178

D1: Ken URATA D2: Max CHEN

LAP	SECTOR 1	SECTOR 2	SECTOR 3	SPEED TRAP	LAP TIME	KPH	DIFF	TIME OF DAY
1 - D1		51.740	26.286	224.7	2:37.872	132.41	18.673	14:25:47.329
2 - D1	1:03.558	50.630	26.045	224.5	2:20.234	149.07	1.035	14:28:07.564
3 - D1	1:03.707	50.430	26.189	225.5	2:20.328	148.97	1.128	14:30:27.892
4 - D1	1:04.042	50.465	26.138	226.1	2:20.647	148.63	1.447	14:32:48.539
5 - D1	1:03.171	50.407	25.835	225.0	2:19.413 (2)	149.95	0.214	14:35:07.953

Suzuka

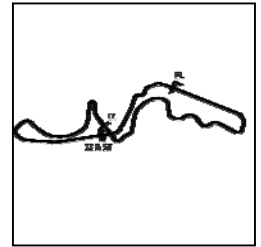
Circuit Length = 5.807 km

Start: 14:23 Flag 15:23 End: 15:33

Weather / Track : Sunny / Dry

Blancpain GT Series Asia 2018

RACE 1 - SECTOR ANALYSIS



SECTOR 1 = FL to I1, SECTOR 2 = I1 to I2 SECTOR 3 = I2 to I3, SECTOR 4 = I3 to FL, DIFF = Difference To Personal Best Lap, P = Crossed Finish Line in Pit Lane, D = Time Disallowed

6 - D1	1:03.179	50.357	25.953	224.5	2:19.489	(3)	149.86	0.290	14:37:27.443
7 - D1	1:03.064	50.121	26.013	225.9	2:19.199	(1)	150.18		14:39:46.642
8 - D1	1:03.263	50.889	25.965	225.3	2:20.118		149.19	0.919	14:42:06.760
9 - D1	1:04.661	50.639	25.970	226.3	2:21.271		147.97	2.071	14:44:28.031
10 - D1	1:06.424	53.737	27.077	225.2	2:27.238		141.98	8.039	14:46:55.270
11 - D1	1:05.026	50.543	25.955	224.0	2:21.525		147.71	2.326	14:49:16.796
12 - D1	1:04.575	50.624	26.226	223.9	2:21.426		147.81	2.226	14:51:38.222
13 - D1	1:03.990	51.120	IN PIT	223.9	2:26.003	P	143.18	6.804	14:54:04.226
14 - D2	OUTLAP	50.654	26.317	225.9	4:31.791		76.91	2:12.591	14:58:36.017
15 - D2	1:05.487	51.882	26.726	226.1	2:24.096		145.07	4.897	15:01:00.113
16 - D2	1:03.792	52.254	25.970	226.1	2:22.016		147.20	2.817	15:03:22.130
17 - D2	1:04.837	50.810	27.090	225.5	2:22.738		146.45	3.538	15:05:44.868
18 - D2	1:04.575	50.853	26.135	226.1	2:21.564		147.67	2.365	15:08:06.432
19 - D2	1:03.905	51.008	27.670	225.7	2:22.583		146.61	3.384	15:10:29.016
20 - D2	1:04.859	50.961	26.289	224.5	2:22.110		147.10	2.910	15:12:51.126
21 - D2	1:05.295	51.601	28.004	212.5	2:24.901		144.27	5.702	15:15:16.028
22 - D2	1:05.344	51.883	26.763	225.8	2:23.991		145.18	4.792	15:17:40.019
23 - D2	1:04.288	51.056	26.393	224.9	2:21.738		147.49	2.538	15:20:01.757
24 - D2	1:06.207	52.033	26.606	226.1	2:24.846		144.32	5.647	15:22:26.604
25 - D2	1:05.770	50.983	26.670	224.8	2:23.424		145.75	4.225	15:24:50.029

P23 11 GT4AM TTR Team SARD

Porsche Cayman GT4 Clubsport MR

IDEAL LAP TIME : 2:18.119

BEST LAP TIME : 2:18.861

DIFFERENCE : 0.742

D1: Brian LEE

D2: Tony FONG

LAP	SECTOR 1	SECTOR 2	SECTOR 3	SPEED TRAP	LAP TIME	KPH	DIFF	TIME OF DAY	
1 - D1		50.127	25.592	222.1	2:32.893	136.73	14.031	14:25:42.349	
2 - D1	1:03.181	51.429	26.389	221.9	2:20.999	148.26	2.138	14:28:03.349	
3 - D1	1:04.308	50.740	26.349	223.3	2:21.398	147.84	2.537	14:30:24.748	
4 - D1	1:04.552	50.451	25.804	223.9	2:20.808	148.46	1.946	14:32:45.556	
5 - D1	1:02.446	50.811	25.603	222.6	2:18.861	(1)	150.54	14:35:04.418	
6 - D1	1:03.615	51.093	25.833	223.8	2:20.542	148.74	1.681	14:37:24.960	
7 - D1	1:02.654	51.055	25.545	222.3	2:19.255	(2)	150.12	0.394	14:39:44.216
8 - D1	1:02.552	50.917	25.831	221.8	2:19.301	(3)	150.07	0.439	14:42:03.517
9 - D1	1:03.430	51.068	25.760	225.7	2:20.258	149.04	1.397	14:44:23.776	
10 - D1	1:03.054	51.497	26.531	222.6	2:21.082	148.17	2.221	14:46:44.859	
11 - D1	1:03.325	51.353	26.774	222.3	2:21.453	147.78	2.592	14:49:06.313	
12 - D1	1:03.416	51.184	26.174	221.6	2:20.774	148.50	1.912	14:51:27.087	
13 - D1	1:02.951	51.256	26.029	221.2	2:20.237	149.06	1.376	14:53:47.324	
14 - D1	1:03.091	50.793	IN PIT	222.9	2:23.144	P	146.04	4.282	14:56:10.469
15 - D2	OUTLAP	53.768	26.471	222.6	4:25.113	78.85	2:06.252	15:00:35.582	
16 - D2	1:04.928	52.443	26.475	224.1	2:23.847	145.32	4.985	15:02:59.430	
17 - D2	1:06.318	51.257	27.077	223.9	2:24.653	144.51	5.792	15:05:24.083	
18 - D2	1:04.499	51.614	26.588	224.3	2:22.701	146.49	3.839	15:07:46.785	
19 - D2	1:06.134	51.585	25.874	224.8	2:23.594	145.58	4.732	15:10:10.379	
20 - D2	1:04.608	51.436	26.077	224.4	2:22.122	147.09	3.260	15:12:32.501	
21 - D2	1:04.531	51.368	IN PIT	222.1	2:26.554	P	142.64	7.692	15:14:59.056
22 - D2	OUTLAP	51.547	26.132	223.9	2:47.583	124.74	28.721	15:17:46.639	
23 - D2	1:05.573	50.975	25.970	225.7	2:22.520	146.68	3.658	15:20:09.159	
24 - D2	1:06.248	52.000	26.350	224.5	2:24.600	144.57	5.738	15:22:33.759	
25 - D2	1:05.328	51.163	26.241	224.0	2:22.733	146.46	3.871	15:24:56.493	

P24 72 GT4AM Team iRaceWin

Mercedes-AMG GT4

IDEAL LAP TIME : 2:17.729

BEST LAP TIME : 2:17.962

DIFFERENCE : 0.232

D1: Ringo CHONG

D2: Gilles VANNELET

LAP	SECTOR 1	SECTOR 2	SECTOR 3	SPEED TRAP	LAP TIME	KPH	DIFF	TIME OF DAY
1 - D1		51.730	26.705	223.9	2:39.560	131.01	21.598	14:25:49.017
2 - D1	1:03.352	50.730	25.502	224.6	2:19.585	149.76	1.622	14:28:08.602
3 - D1	1:03.073	51.102	25.842	225.6	2:20.017	149.30	2.054	14:30:28.620
4 - D1	1:04.269	1:35.360	27.118	222.1	3:06.747	111.94	48.785	14:33:35.367
5 - D1	1:05.112	52.327	25.918	224.5	2:23.358	145.82	5.396	14:35:58.726
6 - D1	1:06.017	52.384	26.478	221.0	2:26.080	143.10	8.118	14:38:24.807
7 - D1	1:04.187	51.041	26.448	223.9	2:21.677	147.55	3.715	14:40:46.484
8 - D1	1:03.638	50.838	25.841	223.3	2:20.318	148.98	2.356	14:43:06.803

Suzuka

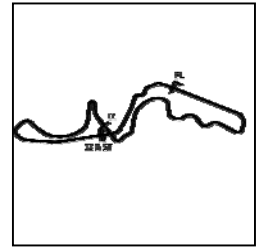
Circuit Length = 5.807 km

Start: 14:23 Flag 15:23 End: 15:33

Weather / Track : Sunny / Dry

Blancpain GT Series Asia 2018

RACE 1 - SECTOR ANALYSIS



SECTOR 1 = FL to I1, SECTOR 2 = I1 to I2 SECTOR 3 = I2 to I3, SECTOR 4 = I3 to FL, DIFF = Difference To Personal Best Lap, P = Crossed Finish Line in Pit Lane, D = Time Disallowed

9 - D1	1:03.494	50.937	25.975	223.9	2:20.407	148.88	2.445	14:45:27.211
10 - D1	1:02.937	51.036	26.381	222.7	2:20.355	148.94	2.392	14:47:47.566
11 - D1	1:03.760	51.234	25.779	222.6	2:20.774	148.50	2.811	14:50:08.341
12 - D1	1:04.303	51.211	26.734	224.6	2:22.248	146.96	4.285	14:52:30.589
13 - D1	1:05.163	51.614	IN PIT	224.0	2:26.410	P 142.78	8.448	14:54:57.000
14 - D2	OUTLAP	50.726	25.912	224.6	4:35.780	75.80	2:17.817	14:59:32.780
15 - D2	1:02.888	50.558	25.172	225.1	2:18.619	150.81	0.656	15:01:51.399
16 - D2	1:02.577	50.593	25.286	225.5	2:18.458	(2) 150.98	0.495	15:04:09.857
17 - D2	1:02.890	50.391	25.215	225.5	2:18.497	(3) 150.94	0.535	15:06:28.355
18 - D2	1:02.234	50.322	25.404	225.6	2:17.962	(1) 151.52		15:08:46.317
19 - D2	1:03.857	50.815	25.310	226.5	2:19.982	149.34	2.020	15:11:06.300
20 - D2	1:02.657	50.554	25.662	225.2	2:18.874	150.53	0.912	15:13:25.174
21 - D2	1:02.590	50.729	25.669	224.7	2:18.988	150.40	1.026	15:15:44.163
22 - D2	1:03.173	50.931	25.435	226.6	2:19.539	149.81	1.577	15:18:03.703
23 - D2	1:03.338	50.652	25.633	225.3	2:19.624	149.72	1.662	15:20:23.327
24 - D2	1:02.660	50.787	25.398	225.8	2:18.846	150.56	0.884	15:22:42.174
25 - D2	1:02.632	50.699	26.391	223.8	2:19.723	149.61	1.761	15:25:01.898

P25 17 GT4AM Taiwan Top Speed Racing Team

Porsche Cayman GT4 Clubsport MR

IDEAL LAP TIME : 2:18.779

BEST LAP TIME : 2:18.996

DIFFERENCE : 0.216

D1: George CHOU D2: Keo CHANG

LAP	SECTOR 1	SECTOR 2	SECTOR 3	SPEED TRAP	LAP TIME	KPH	DIFF	TIME OF DAY
1 - D1		51.139	27.016	222.1	2:36.960	133.18	17.963	14:25:46.416
2 - D1	1:02.926	50.630	25.439	223.2	2:18.996	(1) 150.40		14:28:05.413
3 - D1	1:04.472	50.659	26.048	222.7	2:21.179	148.07	2.183	14:30:26.593
4 - D1	1:03.230	51.157	25.813	223.2	2:20.201	149.10	1.205	14:32:46.795
5 - D1	1:03.528	50.713	25.331	223.6	2:19.573	(3) 149.77	0.576	14:35:06.368
6 - D1	1:02.817	50.722	25.756	221.9	2:19.296	(2) 150.07	0.299	14:37:25.664
7 - D1	1:03.511	50.963	25.685	221.2	2:20.160	149.15	1.163	14:39:45.824
8 - D1	1:03.345	51.076	25.571	223.5	2:19.993	149.33	0.996	14:42:05.817
9 - D1	1:04.850	50.928	25.723	222.1	2:21.501	147.73	2.504	14:44:27.319
10 - D1	1:03.793	51.511	25.829	222.0	2:21.134	148.12	2.138	14:46:48.453
11 - D1	1:05.517	52.100	26.862	221.3	2:24.480	144.69	5.483	14:49:12.934
12 - D1	1:04.305	51.532	25.810	220.7	2:21.648	147.58	2.651	14:51:34.582
13 - D1	1:04.256	51.466	25.817	219.8	2:21.540	147.69	2.543	14:53:56.123
14 - D1	1:04.294	51.311	IN PIT	220.5	2:28.699	P 140.58	9.702	14:56:24.822
15 - D2	OUTLAP	51.893	26.828	222.6	4:25.392	78.77	2:06.396	15:00:50.214
16 - D2	1:06.369	51.586	26.164	223.4	2:24.119	145.05	5.123	15:03:14.334
17 - D2	1:04.868	51.764	26.708	222.3	2:23.341	145.84	4.344	15:05:37.675
18 - D2	1:05.904	54.611	IN PIT	218.5	2:33.013	P 136.62	14.017	15:08:10.689
19 - D2	OUTLAP	51.827	28.117	220.4	2:46.170	125.80	27.173	15:10:56.859
20 - D2	1:06.140	51.424	27.463	222.6	2:25.029	144.14	6.032	15:13:21.888
21 - D2	1:04.989	51.681	27.137	220.3	2:23.807	145.36	4.811	15:15:45.696
22 - D2	1:06.351	52.344	26.221	220.2	2:24.917	144.25	5.921	15:18:10.614
23 - D2	1:05.832	51.709	26.588	220.0	2:24.129	145.04	5.132	15:20:34.743
24 - D2	1:05.785	52.488	26.326	221.3	2:24.600	144.57	5.603	15:22:59.343
25 - D2	1:04.958	51.579	26.551	221.7	2:23.089	146.09	4.092	15:25:22.432

P26 12 GT4AM Clearwater Racing

McLaren 570S GT4

IDEAL LAP TIME : 2:19.335

BEST LAP TIME : 2:19.594

DIFFERENCE : 0.259

D1: Richard WEE D2: Daniel AU

LAP	SECTOR 1	SECTOR 2	SECTOR 3	SPEED TRAP	LAP TIME	KPH	DIFF	TIME OF DAY
1 - D1		52.417	26.339	221.2	2:39.085	131.40	19.490	14:25:48.542
2 - D1	1:04.323	51.770	26.186	218.9	2:22.280	146.92	2.685	14:28:10.823
3 - D1	1:03.587	51.117	26.548	220.2	2:21.254	(3) 147.99	1.659	14:30:32.077
4 - D1	1:03.643	52.224	26.429	213.2	2:22.297	146.91	2.702	14:32:54.374
5 - D1	1:04.041	51.497	25.873	218.7	2:21.412	147.83	1.817	14:35:15.787
6 - D1	1:03.780	50.899	25.996	221.4	2:20.677	(2) 148.60	1.082	14:37:36.464
7 - D1	1:04.076	51.502	26.425	212.6	2:22.004	147.21	2.409	14:39:58.468
8 - D1	1:05.073	50.852	26.241	220.8	2:22.166	147.04	2.572	14:42:20.635
9 - D1	1:08.094	52.364	28.373	204.4	2:28.832	140.46	9.237	14:44:49.467
10 - D1	1:03.953	52.066	26.369	220.0	2:22.389	146.81	2.794	14:47:11.857
11 - D1	1:05.235	50.526	26.890	223.2	2:22.652	146.54	3.057	14:49:34.509

Suzuka

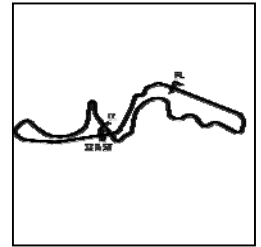
Circuit Length = 5.807 km

Start: 14:23 Flag 15:23 End: 15:33

Weather / Track : Sunny / Dry

Blancpain GT Series Asia 2018

RACE 1 - SECTOR ANALYSIS



SECTOR 1 = FL to I1, SECTOR 2 = I1 to I2 SECTOR 3 = I2 to I3, SECTOR 4 = I3 to FL, DIFF = Difference To Personal Best Lap, P = Crossed Finish Line in Pit Lane, D = Time Disallowed

LAP	DRIVER	SECTOR 1	SECTOR 2	SECTOR 3	SECTOR 4	SPEED TRAP	LAP TIME	KPH	DIFF	TIME OF DAY
12 - D1	1:02.992	50.786	25.816	222.7	2:19.594 (1)	149.75				14:51:54.104
13 - D1	1:03.255	50.937	29.730	214.9	2:23.922	145.25		4.327		14:54:18.027
14 - D1	1:04.774	54.129	IN PIT	217.0	2:30.375 P	139.01		10.780		14:56:48.403
15 - D2	OUTLAP	53.774	28.289	218.4	4:32.538	76.70		2:12.943		15:01:20.941
16 - D2	1:07.071	52.566	28.101	216.3	2:27.739	141.50		8.144		15:03:48.680
17 - D2	1:06.040	52.743	28.411	219.3	2:27.194	142.02		7.599		15:06:15.875
18 - D2	1:07.038	51.922	27.190	219.1	2:26.152	143.03		6.557		15:08:42.027
19 - D2	1:06.632	54.327	27.019	221.3	2:27.979	141.27		8.384		15:11:10.006
20 - D2	1:07.547	51.577	27.553	220.1	2:26.679	142.52		7.084		15:13:36.685
21 - D2	1:08.322	52.563	27.289	219.7	2:28.175	141.08		8.580		15:16:04.861
22 - D2	1:06.935	51.687	28.157	217.6	2:26.780	142.42		7.185		15:18:31.641
23 - D2	1:08.173	52.271	26.479	220.0	2:26.924	142.28		7.329		15:20:58.566
24 - D2	1:06.156	51.341	26.512	220.1	2:24.011	145.16		4.416		15:23:22.577
25 - D2	1:05.224	51.695	27.232	220.0	2:24.151	145.02		4.556		15:25:46.729

P27 77 GT4AM Craft Bamboo Racing

Mercedes-AMG GT4

IDEAL LAP TIME : 2:18.513

BEST LAP TIME : 2:18.538

DIFFERENCE : 0.024

D1: Frank YU

D2: Jean Marc MERLIN

LAP	DRIVER	SECTOR 1	SECTOR 2	SECTOR 3	SPEED TRAP	LAP TIME	KPH	DIFF	TIME OF DAY
1 - D1			51.628	26.441	220.8	2:36.780	133.34	18.242	14:25:46.237
2 - D1	1:02.344		50.830	25.362	221.9	2:18.538 (1)	150.89		14:28:04.775
3 - D1	1:03.464		50.913	28.856	221.8	2:23.233	145.95	4.695	14:30:28.009
4 - D1	1:05.165		1:10.741	IN PIT	102.5	2:59.462 P	116.48	40.924	14:33:27.472
5 - D1	OUTLAP		51.205	25.832	219.5	3:50.622	90.64	1:32.084	14:37:18.094
6 - D1	1:03.293		51.345	25.555	219.3	2:20.194	149.11	1.655	14:39:38.289
7 - D1	1:02.895		51.069	25.401	219.7	2:19.365 (2)	150.00	0.827	14:41:57.654
8 - D1	1:06.785		52.784	25.338	221.2	2:24.908	144.26	6.370	14:44:22.563
9 - D1	1:03.281		53.101	IN PIT	221.9	2:26.879 P	142.32	8.341	14:46:49.443
10 - D1	OUTLAP		51.029	26.485	221.1	2:43.838	127.59	25.300	14:49:33.281
11 - D1	1:02.942		51.039	IN PIT	221.0	2:23.459 P	145.72	4.921	14:51:56.741
12 - D2	OUTLAP		51.228	27.475	220.8	4:25.058	78.87	2:06.520	14:56:21.799
13 - D2	1:03.234		51.441	26.323	220.9	2:20.999	148.26	2.461	14:58:42.799
14 - D2	1:05.034		52.464	25.990	221.0	2:23.489	145.69	4.951	15:01:06.288
15 - D2	1:03.792		51.390	26.557	220.2	2:21.740	147.48	3.202	15:03:28.029
16 - D2	1:03.020		51.628	26.207	221.6	2:20.857	148.41	2.319	15:05:48.886
17 - D2	1:03.937		51.263	IN PIT	220.9	2:25.860 P	143.32	7.322	15:08:14.747
18 - D2	OUTLAP		51.202	26.518	221.7	2:41.177	129.70	22.639	15:10:55.924
19 - D2	1:06.158		51.415	IN PIT	218.8	2:29.798 P	139.55	11.259	15:13:25.723
20 - D2	OUTLAP		51.294	25.975	220.3	2:52.721	121.03	34.183	15:16:18.444
21 - D2	1:02.801		51.248	25.605	223.3	2:19.655 (3)	149.69	1.116	15:18:38.099
22 - D2	1:03.602		51.342	26.094	221.7	2:21.039	148.22	2.501	15:20:59.139
23 - D2	1:03.305		51.328	26.421	220.9	2:21.054	148.20	2.516	15:23:20.194
24 - D2	1:03.104		51.228	26.306	220.6	2:20.639	148.64	2.101	15:25:40.834

P28 991 GT3S Craft Bamboo Racing

Porsche 991 GT3R

IDEAL LAP TIME : 2:05.656

BEST LAP TIME : 2:05.780

DIFFERENCE : 0.124

D1: Aidan READ

D2: Darryl O'YOUNG

LAP	DRIVER	SECTOR 1	SECTOR 2	SECTOR 3	SPEED TRAP	LAP TIME	KPH	DIFF	TIME OF DAY
1 - D1			45.945	23.376	244.2	2:19.895	149.43	14.114	14:25:29.352
2 - D1	57.320		45.929	23.224	243.8	2:06.475	165.29	0.694	14:27:35.827
3 - D1	56.951		46.022	23.106	244.6	2:06.080 (3)	165.80	0.299	14:29:41.907
4 - D1	56.812		45.964	23.004	244.5	2:05.780 (1)	166.20		14:31:47.688
5 - D1	56.722		46.036	23.145	245.2	2:05.904 (2)	166.04	0.123	14:33:53.593
6 - D1	57.742		46.100	23.222	245.2	2:07.065	164.52	1.284	14:36:00.658
7 - D1	57.542		46.222	24.524	244.4	2:08.289	162.95	2.508	14:38:08.947
8 - D1	57.062		46.259	23.264	243.3	2:06.585	165.14	0.804	14:40:15.533
9 - D1	57.247		46.388	23.933	244.0	2:07.569	163.87	1.788	14:42:23.102
10 - D1	57.555		46.391	23.202	243.1	2:07.149	164.41	1.368	14:44:30.251
11 - D1	57.867		46.402	23.074	241.4	2:07.344	164.16	1.563	14:46:37.595
12 - D1	57.156		46.271	23.102	243.6	2:06.530	165.21	0.749	14:48:44.126
13 - D1	57.289		46.294	23.923	242.7	2:07.506	163.95	1.725	14:50:51.633
14 - D1	57.563		46.375	23.510	244.0	2:07.449	164.02	1.668	14:52:59.082
15 - D1	57.932		46.347	23.498	244.9	2:07.778	163.60	1.997	14:55:06.861

Suzuka

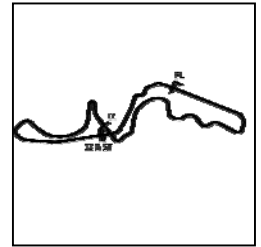
Circuit Length = 5.807 km

Start: 14:23 Flag 15:23 End: 15:33

Weather / Track : Sunny / Dry

Blancpain GT Series Asia 2018

RACE 1 - SECTOR ANALYSIS



SECTOR 1 = FL to I1, SECTOR 2 = I1 to I2 SECTOR 3 = I2 to I3, SECTOR 4 = I3 to FL, DIFF = Difference To Personal Best Lap, P = Crossed Finish Line in Pit Lane, D = Time Disallowed

Lap	Driver	Sector 1	Sector 2	Sector 3	Sector 4	Diff	P	D	Time
16 - D1		58.414	47.237	IN PIT	244.0	2:12.127	P	158.21	6.347 14:57:18.989
17 - D2	OUTLAP		46.617	23.560	240.3	3:34.243		97.57	1:28.462 15:00:53.232
18 - D2		58.740	46.232	23.367	243.1	2:08.341		162.88	2.560 15:03:01.573
19 - D2		57.721	46.463	23.445	242.8	2:07.630		163.79	1.849 15:05:09.204
20 - D2		57.203	46.539	23.348	242.5	2:07.091		164.48	1.310 15:07:16.295
21 - D2		57.014	46.066	23.374	243.4	2:06.454		165.31	0.674 15:09:22.750
22 - D2		57.698	46.410	23.504	241.8	2:07.613		163.81	1.832 15:11:30.363
23 - D2		57.394	46.486	IN PIT	223.8	2:21.320	P	147.92	15.539 15:13:51.684

P29 37 GT3PA Absolute Racing

Audi R8 LMS GT3

IDEAL LAP TIME : 2:04.160

BEST LAP TIME : 2:04.238

DIFFERENCE : 0.078

D1: Anthony LIU

D2: Josh BURDON

LAP	SECTOR 1	SECTOR 2	SECTOR 3	SPEED TRAP	LAP TIME	KPH	DIFF	TIME OF DAY
1 - D1		46.459	23.419	241.8	2:22.021	147.19	17.783	14:25:31.478
2 - D1	57.548	46.004	23.898	243.3	2:07.452	164.02	3.214	14:27:38.930
3 - D1	57.058	46.069	23.539	242.4	2:06.667	165.04	2.428	14:29:45.597
4 - D1	56.720	45.786	22.910	243.2	2:05.417	166.68	1.178	14:31:51.014
5 - D1	57.009	45.724	23.195	244.6	2:05.928	166.00	1.690	14:33:56.943
6 - D1	56.885	45.710	24.074	244.9	2:06.670	165.03	2.431	14:36:03.613
7 - D1	58.447	46.116	23.043	243.7	2:07.607	163.82	3.369	14:38:11.221
8 - D1	57.353	46.112	23.289	243.7	2:06.755	164.92	2.516	14:40:17.976
9 - D1	57.516	45.957	23.509	244.6	2:06.983	164.62	2.744	14:42:24.959
10 - D1	1:00.159	47.444	23.536	246.0	2:11.140	159.41	6.902	14:44:36.099
11 - D1	1:01.056	49.082	23.659	241.9	2:13.798	156.24	9.560	14:46:49.898
12 - D1	58.300	46.321	IN PIT	242.9	2:11.154	P 159.39	6.916	14:49:01.053
13 - D2	OUTLAP	46.004	22.973	241.7	3:34.267	97.56	1:30.029	14:52:35.320
14 - D2	56.986	45.522	22.847	244.4	2:05.356	(3) 166.76	1.118	14:54:40.676
15 - D2	56.838	45.570	22.831	243.7	2:05.239	(2) 166.92	1.001	14:56:45.916
16 - D2	55.920	45.561	22.756	243.9	2:04.238	(1) 168.26		14:58:50.154
17 - D2	56.890	45.866	22.717	244.4	2:05.473	166.60	1.235	15:00:55.628
18 - D2	1:03.672	46.163	22.941	244.2	2:12.778	157.44	8.539	15:03:08.406
19 - D2	57.151	45.842	23.093	244.8	2:06.086	165.79	1.848	15:05:14.493
20 - D2	56.537	45.690	23.502	245.0	2:05.730	166.26	1.492	15:07:20.224
21 - D2	56.684	46.003	22.891	244.8	2:05.579	166.46	1.341	15:09:25.803
22 - D2	56.890	45.988	23.900	246.1	2:06.779	164.89	2.541	15:11:32.582
23 - D2	57.397	46.015	IN PIT	245.3	2:20.524	P 148.76	16.285	15:13:53.107

P30 7 GT3PA Absolute Racing

Audi R8 LMS GT3

IDEAL LAP TIME : 2:04.637

BEST LAP TIME : 2:04.719

DIFFERENCE : 0.082

D1: Andrew KIM

D2: Adderly FONG

LAP	SECTOR 1	SECTOR 2	SECTOR 3	SPEED TRAP	LAP TIME	KPH	DIFF	TIME OF DAY
1 - D1		46.672	23.419	241.6	2:22.616	146.58	17.897	14:25:32.073
2 - D1	57.708	46.115	23.629	243.9	2:07.454	164.02	2.735	14:27:39.527
3 - D1	57.477	46.020	23.649	245.7	2:07.147	164.41	2.428	14:29:46.675
4 - D1	57.901	46.511	23.228	244.4	2:07.641	163.78	2.922	14:31:54.316
5 - D1	57.514	46.562	23.179	243.4	2:07.256	164.27	2.537	14:34:01.572
6 - D1	58.464	46.814	23.526	243.9	2:08.805	162.30	4.086	14:36:10.378
7 - D1	57.322	46.641	23.458	240.9	2:07.422	164.06	2.703	14:38:17.800
8 - D1	58.120	46.205	23.203	241.7	2:07.529	163.92	2.810	14:40:25.329
9 - D1	58.244	46.169	24.528	241.9	2:08.941	162.12	4.222	14:42:34.271
10 - D1	57.893	46.567	23.700	242.9	2:08.160	163.11	3.441	14:44:42.432
11 - D1	57.827	47.205	23.528	242.3	2:08.561	162.60	3.842	14:46:50.993
12 - D1	58.210	46.514	IN PIT	243.3	2:13.063	P 157.10	8.344	14:49:04.057
13 - D2	OUTLAP	45.684	23.094	241.9	3:32.950	98.16	1:28.230	14:52:37.007
14 - D2	56.962	45.770	22.717	243.7	2:05.450	(2) 166.64	0.731	14:54:42.457
15 - D2	56.385	46.342	23.427	241.1	2:06.155	165.70	1.436	14:56:48.613
16 - D2	56.352	45.766	22.600	244.2	2:04.719	(1) 167.61		14:58:53.332
17 - D2	56.612	45.795	23.419	244.4	2:05.828	166.14	1.109	15:00:59.160
18 - D2	57.155	45.826	22.737	244.0	2:05.720	(3) 166.28	1.001	15:03:04.880
19 - D2	57.098	46.073	22.837	244.2	2:06.009	165.90	1.290	15:05:10.889
20 - D2	57.265	46.262	23.774	245.7	2:07.302	164.21	2.583	15:07:18.192
21 - D2	57.673	45.776	22.903	244.4	2:06.353	165.44	1.634	15:09:24.545
22 - D2	57.181	46.165	23.378	244.3	2:06.725	164.96	2.006	15:11:31.271

Weather / Track : Sunny / Dry

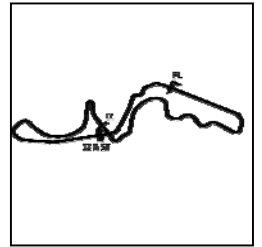
Suzuka

Circuit Length = 5.807 km

Start: 14:23 Flag 15:23 End: 15:33

Blancpain GT Series Asia 2018

RACE 1 - SECTOR ANALYSIS



SECTOR 1 = FL to I1, SECTOR 2 = I1 to I2 SECTOR 3 = I2 to I3, SECTOR 4 = I3 to FL, DIFF = Difference To Personal Best Lap, P = Crossed Finish Line in Pit Lane, D = Time Disallowed
 23 - D2 57.507 46.092 IN PIT 244.3 2:27.997 **P** 141.25 23.277 15:13:59.268

P31 23 GT3S KCMG			Nissan GT-R NISMO GT3					
IDEAL LAP TIME : 2:04.868		BEST LAP TIME : 2:05.187		DIFFERENCE : 0.318				
D1: Edoardo LIBERATI		D2: Florian STRAUSS						
LAP	SECTOR 1	SECTOR 2	SECTOR 3	SPEED TRAP	LAP TIME	KPH	DIFF	TIME OF DAY
1 - D1		45.784	23.458	243.7	2:18.625	150.80	13.437	14:25:28.081
2 - D1	56.812	45.739	23.614	244.3	2:06.166 (3)	165.69	0.979	14:27:34.248
3 - D1	57.417	45.278	23.153	245.8	2:05.849 (2)	166.11	0.661	14:29:40.097
4 - D1	56.732	45.597	22.858	245.5	2:05.187 (1)	166.99		14:31:45.285
5 - D1	57.217	45.538	24.087	245.6	2:06.844	164.81	1.656	14:33:52.129
6 - D1	57.943	45.671	23.841	244.8	2:07.456	164.01	2.269	14:35:59.586
7 - D1	57.192	45.999	23.536	244.2	2:06.729	164.95	1.541	14:38:06.315
8 - D1	57.167	45.610	27.206	243.9	2:09.984	160.82	4.796	14:40:16.299
9 - D1	1:45.897	2:03.170	IN PIT	66.6	4:58.406 P	70.05	2:53.218	14:45:14.706

Weather / Track : Sunny / Dry

Results can be found at www.tsl-timing.com

Page 16 of 16

Suzuka
 Circuit Length = 5.807 km
 Start: 14:23 Flag 15:23 End: 15:33

Printed - 15:40 Saturday, 30 June 2018

Blancpain GT Series Asia 2018

RACE 1 - LAP CHART

LAP 1 @ 14:25:22.815			LAP 2 @ 14:27:26.474			LAP 3 @ 14:29:30.056			LAP 4 @ 14:31:34.404			LAP 5 @ 14:33:38.574		
NO	BEHIND	LAP TIME	NO	BEHIND	LAP TIME	NO	BEHIND	LAP TIME	NO	BEHIND	LAP TIME	NO	BEHIND	LAP TIME
19		2:13.358	19		2:03.658	19		2:03.582	19		2:04.348	19		2:04.169
3	0.985	2:14.344	3	1.324	2:03.997	3	1.601	2:03.859	3	1.134	2:03.881	3	1.029	2:04.063
911	1.959	2:15.317	911	3.008	2:04.708	911	4.383	2:04.957	911	5.213	2:05.177	911	6.338	2:05.294
999	3.285	2:16.643	999	4.241	2:04.614	999	5.252	2:04.594	999	5.966	2:05.061	999	6.866	2:05.069
63	4.786	2:18.145	27	7.197	2:05.733	27	8.343	2:04.728	27	8.414	2:04.419	27	8.953	2:04.707
27	5.122	2:18.481	63	7.575	2:06.448	63	9.786	2:05.793	63	10.616	2:05.177	23	13.555	2:06.844
23	5.266	2:18.625	23	7.774	2:06.166	23	10.041	2:05.849	23	10.880	2:05.187	63	13.609	2:07.163
86	6.006	2:19.365	86	8.235	2:05.887	86	10.830	2:06.178	86	12.064	2:05.581	86	13.790	2:05.896
5	6.242	2:19.600	5	8.635	2:06.051	5	11.186	2:06.133	5	12.590	2:05.752	5	14.256	2:05.834
991	6.537	2:19.895	991	9.353	2:06.475	991	11.850	2:06.080	991	13.283	2:05.780	991	15.018	2:05.904
18	7.169	2:20.528	18	9.807	2:06.296	18	12.442	2:06.217	18	14.809	2:06.714	18	16.711	2:06.072
97	7.768	2:21.126	97	10.207	2:06.098	97	13.179	2:06.554	97	15.715	2:06.883	97	17.262	2:05.716
888	8.364	2:21.723	888	11.588	2:06.882	37	15.541	2:06.667	37	16.610	2:05.417	37	18.369	2:05.928
37	8.663	2:22.021	37	12.456	2:07.452	888	16.078	2:08.073	888	19.364	2:07.634	888	22.670	2:07.475
7	9.257	2:22.616	7	13.053	2:07.454	7	16.618	2:07.147	7	19.911	2:07.641	7	22.998	2:07.256
33	10.021	2:23.379	33	13.697	2:07.335	33	17.388	2:07.273	33	20.555	2:07.514	33	23.778	2:07.392
47	10.657	2:24.016	47	14.677	2:07.678	47	18.383	2:07.288	47	21.244	2:07.209	47	24.448	2:07.373
8	11.138	2:24.497	8	15.139	2:07.659	8	19.014	2:07.458	8	21.710	2:07.043	8	24.913	2:07.373
28	11.751	2:25.109	28	15.806	2:07.713	28	20.946	2:08.723	28	25.113	2:08.514	28	32.236	2:11.292
777	12.341	2:25.699	777	16.426	2:07.744	777	21.512	2:08.668	777	26.111	2:08.946	45	33.157	2:09.684
45	13.432	2:26.791	45	18.320	2:08.546	45	23.068	2:08.331	45	27.643	2:08.922	777	39.600	2:17.658
81	18.909	2:32.267	51	34.422	2:18.212	51	45.683	2:14.843	51	56.641	2:15.305	51	1:07.740	2:15.268
11	19.534	2:32.893	81	35.700	2:20.449	81	53.493	2:21.376	390	1:07.059	2:16.174	390	1:16.907	2:14.018
51	19.868	2:33.227	666	36.128	2:19.319	11	54.691	2:21.398	81	1:08.193	2:19.047	81	1:22.783	2:18.759
666	20.467	2:33.826	11	36.875	2:20.999	390	55.233	2:21.407	11	1:11.152	2:20.808	11	1:25.844	2:18.861
390	21.676	2:35.035	390	37.408	2:19.390	17	56.536	2:21.179	17	1:12.390	2:20.201	666	1:26.198	2:17.351
77	23.422	2:36.780	77	38.301	2:18.538	666	57.656	2:25.111	666	1:13.016	2:19.707	17	1:27.794	2:19.573
17	23.601	2:36.960	17	38.939	2:18.996	82	57.835	2:20.328	82	1:14.134	2:20.647	82	1:29.379	2:19.413
82	24.514	2:37.872	82	41.090	2:20.234	77	57.953	2:23.233	12	1:19.970	2:22.297	12	1:37.213	2:21.412
12	25.727	2:39.085	72	42.128	2:19.585	72	58.563	2:20.017	77	1:53.067	2:59.462 P			
72	26.202	2:39.560	12	44.349	2:22.280	12	1:02.021	2:21.254	72	2:00.963	3:06.747			

Weather / Track : Sunny / Dry

Suzuka

Circuit Length = 5.807 km

Start: 14:23 Flag 15:23 End: 15:33

Blancpain GT Series Asia 2018

RACE 1 - LAP CHART

LAP 6 @ 14:35:43.637			LAP 7 @ 14:37:48.382			LAP 8 @ 14:39:53.666			LAP 9 @ 14:41:59.342			LAP 10 @ 14:44:04.843		
NO	BEHIND	LAP TIME	NO	BEHIND	LAP TIME	NO	BEHIND	LAP TIME	NO	BEHIND	LAP TIME	NO	BEHIND	LAP TIME
19		2:05.063	19		2:04.744	19		2:05.284	19		2:05.675	19		2:05.501
3	0.934	2:04.968	3	0.859	2:04.670	3	0.792	2:05.216	3	1.396	2:06.279	3	4.469	2:08.574
911	6.875	2:05.601	911	7.484	2:05.352	12	1 Lap	2:22.004	11	1 Lap	2:19.301	911	10.805	2:08.053
999	7.383	2:05.581	999	8.080	2:05.440	911	7.819	2:05.620	17	1 Lap	2:19.993	999	12.178	2:08.917
27	9.480	2:05.590	27	11.220	2:06.484	999	8.146	2:05.350	82	1 Lap	2:20.118	666	1 Lap	2:20.535
72	1 Lap	2:23.358	63	17.532	2:06.705	27	11.479	2:05.543	911	8.254	2:06.109	27	14.908	2:07.838
63	15.570	2:07.024	23	17.933	2:06.729	63	19.086	2:06.838	999	8.762	2:06.291	81	1 Lap	2:23.237
23	15.948	2:07.456	86	18.390	2:06.940	86	19.515	2:06.409	27	12.571	2:06.766	77	2 Laps	2:24.908
86	16.193	2:07.466	991	20.565	2:08.289	991	21.866	2:06.585	12	1 Lap	2:22.166	11	1 Lap	2:20.258
5	16.387	2:07.194	18	21.021	2:08.016	18	22.592	2:06.855	86	21.627	2:07.787	17	1 Lap	2:21.501
991	17.020	2:07.065	5	21.461	2:09.818	23	22.632	2:09.984	63	23.684	2:10.273	86	23.159	2:07.033
18	17.749	2:06.101	97	22.554	2:07.589	5	23.167	2:06.990	991	23.760	2:07.569	82	1 Lap	2:21.271
97	19.709	2:07.510	37	22.839	2:07.607	97	23.729	2:06.459	18	24.284	2:07.366	991	25.407	2:07.149
37	19.976	2:06.670	7	29.418	2:07.422	37	24.309	2:06.755	5	24.456	2:06.964	18	29.213	2:10.430
7	26.740	2:08.805	888	31.205	2:08.432	7	31.663	2:07.529	97	25.412	2:07.358	5	30.505	2:11.550
888	27.516	2:09.909	33	31.721	2:08.546	888	33.835	2:07.915	37	25.617	2:06.983	63	30.599	2:12.416
33	27.919	2:09.204	47	32.369	2:08.906	33	34.606	2:08.170	7	34.929	2:08.941	97	31.075	2:11.164
47	28.206	2:08.821	8	32.978	2:09.245	47	35.325	2:08.240	888	37.249	2:09.089	37	31.256	2:11.140
8	28.477	2:08.627	72	1 Lap	2:26.080	8	35.969	2:08.275	33	37.817	2:08.885	7	37.588	2:08.160
28	36.267	2:09.094	28	39.897	2:08.374	28	44.638	2:10.025	47	38.495	2:08.846	888	40.377	2:08.629
45	36.752	2:08.658	45	41.576	2:09.568	45	46.274	2:09.982	8	39.094	2:08.800	33	41.184	2:08.869
777	43.465	2:08.928	777	47.368	2:08.647	777	51.285	2:09.202	28	49.096	2:10.132	47	41.983	2:08.989
51	1:18.535	2:15.858	51	1:28.710	2:14.919	72	1 Lap	2:21.677	45	51.355	2:10.756	8	42.476	2:08.883
390	1:26.790	2:14.945	390	1:37.895	2:15.850	51	1:39.235	2:15.809	777	54.480	2:08.869	12	1 Lap	2:28.832
77	1 Lap	3:50.622	77	1 Lap	2:20.194	390	1:47.378	2:14.767	72	1 Lap	2:20.318	28	53.601	2:10.007
81	1:36.325	2:18.606	81	1:50.595	2:19.013	77	1 Lap	2:19.365	51	1:51.762	2:18.202	45	56.463	2:10.610
666	1:38.579	2:17.444	666	1:51.773	2:17.938	81	2:04.643	2:19.332	390	1:58.968	2:17.265	777	57.329	2:08.351
11	1:41.323	2:20.542	11	1:55.834	2:19.255	666	2:05.536	2:19.047				23	1 Lap	4:58.406 P
17	1:42.026	2:19.296	17	1:57.442	2:20.160							72	1 Lap	2:20.407
82	1:43.805	2:19.489	82	1:58.260	2:19.199							51	2:03.497	2:17.235
12	1:52.826	2:20.677												

Weather / Track : Sunny / Dry

Suzuka

Circuit Length = 5.807 km

Start: 14:23 Flag 15:23 End: 15:33

Blancpain GT Series Asia 2018

RACE 1 - LAP CHART

LAP 11 @ 14:46:11.412			LAP 12 @ 14:48:17.745			LAP 13 @ 14:50:23.618			LAP 14 @ 14:52:33.126			LAP 15 @ 14:54:40.199		
NO	BEHIND	LAP TIME	NO	BEHIND	LAP TIME	NO	BEHIND	LAP TIME	NO	BEHIND	LAP TIME	NO	BEHIND	LAP TIME
19		2:06.568	19		2:06.333	19		2:05.873	19		2:09.507 P	3		2:06.814
3	4.153	2:06.252	3	3.630	2:05.811	3	4.032	2:06.274	3	0.259	2:05.734	37	1 Lap	2:05.356
390	1 Lap	2:17.646	911	11.315	2:06.904	911	15.610	2:10.168 P	37	1 Lap	3:34.267	97	1 Lap	3:33.935
911	10.744	2:06.507	63	1 Lap	3:58.392 P	991	28.014	2:07.506	7	1 Lap	3:32.950	7	1 Lap	2:05.450
999	11.350	2:05.740	390	1 Lap	2:18.955	390	1 Lap	2:24.748 P	47	1 Lap	3:42.723	390	2 Laps	3:49.177
27	14.655	2:06.315	51	1 Lap	2:27.687 P	97	44.501	2:14.325 P	888	1 Lap	3:46.662	72	2 Laps	2:26.410 P
86	23.928	2:07.337	999	18.833	2:13.816 P	666	1 Lap	2:17.774	991	25.956	2:07.449	33	1 Lap	3:41.994
991	26.183	2:07.344	27	19.266	2:10.944 P	8	52.576	2:09.334	45	1 Lap	3:36.927	888	1 Lap	2:05.362
666	1 Lap	2:17.925	991	26.381	2:06.530	33	55.334	2:13.201 P	777	1 Lap	3:40.936	47	1 Lap	2:09.111
81	1 Lap	2:18.954	86	27.726	2:10.131 P	81	1 Lap	2:23.356 P	8	57.263	2:14.194 P	991	26.661	2:07.778
18	30.171	2:07.525	18	35.533	2:11.696 P	11	1 Lap	2:20.774	666	1 Lap	2:18.661	28	1 Lap	3:34.647
5	31.649	2:07.712	97	36.048	2:08.518	28	1:08.965	2:14.622 P	11	1 Lap	2:20.237	45	1 Lap	2:06.782
11	1 Lap	2:21.082	5	36.404	2:11.088 P	17	1 Lap	2:21.648	17	1 Lap	2:21.540	777	1 Lap	2:06.526
97	33.863	2:09.356	666	1 Lap	2:17.943	82	1 Lap	2:21.426	82	1 Lap	2:26.003 P	81	2 Laps	4:21.959
17	1 Lap	2:21.134	37	43.307	2:11.154 P	12	1 Lap	2:19.594	911	1:37.887	3:31.784	666	1 Lap	2:22.153 P
77	2 Laps	2:26.879 P	81	1 Lap	2:20.752	77	2 Laps	2:23.459 P	63	1 Lap	2:04.312	11	1 Lap	2:23.144 P
37	38.486	2:13.798	7	46.311	2:13.063 P	63	1 Lap	3:33.519	27	1:41.576	2:03.911	911	1:35.877	2:05.064
7	39.581	2:08.561	33	48.006	2:10.198	27	1:47.171	3:33.778	999	1:43.392	2:04.690	19	1:38.715	3:45.789
888	43.351	2:09.541	11	1 Lap	2:21.453	999	1:48.209	3:35.248	12	1 Lap	2:23.922	27	1:39.099	2:04.597
82	1 Lap	2:27.238	8	49.114	2:10.122	51	1 Lap	3:41.840	51	1 Lap	2:07.268	63	1 Lap	2:07.783
33	44.141	2:09.524	888	51.320	2:14.302 P	86	1:56.692	3:34.839	86	1:52.360	2:05.174	999	1:41.148	2:04.829
47	44.643	2:09.227	47	53.992	2:15.683 P	18	2:02.435	3:32.774	18	1:57.030	2:04.102	77	3 Laps	4:25.058
8	45.326	2:09.417	17	1 Lap	2:24.480	5	2:04.981	3:34.449	5	2:01.208	2:05.734	17	1 Lap	2:28.699 P
28	56.910	2:09.876	82	1 Lap	2:21.525	72	1 Lap	2:22.248				86	1:51.787	2:06.501
12	1 Lap	2:22.389	28	1:00.216	2:09.639							51	1 Lap	2:08.055
45	1:00.744	2:10.848	45	1:10.584	2:16.173 P							18	1:53.790	2:03.833
777	1:02.551	2:11.790	777	1:12.848	2:16.630 P							5	1:59.601	2:05.467
72	1 Lap	2:20.355	77	2 Laps	2:43.838							37	2:05.716	2:05.239
			12	1 Lap	2:22.652							97	2:07.550	2:05.695
			72	1 Lap	2:20.774							12	1 Lap	2:30.375 P
												7	2:08.413	2:06.155

Weather / Track : Sunny / Dry

Suzuka

Circuit Length = 5.807 km

Start: 14:23 Flag 15:23 End: 15:33

Blancpain GT Series Asia 2018

RACE 1 - LAP CHART

LAP 16 @ 14:56:51.518			LAP 17 @ 15:00:27.156			LAP 18 @ 15:02:32.863			LAP 19 @ 15:04:37.212			LAP 20 @ 15:06:42.319		
NO	BEHIND	LAP TIME	NO	BEHIND	LAP TIME	NO	BEHIND	LAP TIME	NO	BEHIND	LAP TIME	NO	BEHIND	LAP TIME
3		2:11.318 P	3		3:35.638	3		2:05.707	3		2:04.349	3		2:05.107
390	2 Laps	2:07.054	911	0.237	2:06.563	911	0.681	2:06.151	911	1.405	2:05.072	911	1.489	2:05.192
888	1 Lap	2:03.988	19	3.167	2:05.774	19	2.564	2:05.103	19	3.104	2:04.889	19	3.590	2:05.594
33	1 Lap	2:06.553	27	3.348	2:05.705	27	3.370	2:05.729	27	3.624	2:04.602	27	3.920	2:05.403
47	1 Lap	2:07.405	63	1 Lap	2:05.799	999	3.895	2:05.244	999	4.586	2:05.040	999	4.368	2:04.889
28	1 Lap	2:07.086	999	4.357	2:05.208	63	1 Lap	2:06.576	63	1 Lap	2:05.033	63	1 Lap	2:08.068
8	1 Lap	3:45.955	11	2 Laps	4:25.113	81	2 Laps	2:19.237	86	18.592	2:05.506	86	19.720	2:06.235
45	1 Lap	2:06.195	666	2 Laps	4:41.725	86	17.435	2:05.959	18	18.962	2:05.491	18	20.187	2:06.333
991	27.471	2:12.127 P	86	17.183	2:07.234	18	17.820	2:05.963	81	2 Laps	2:18.686	51	1 Lap	2:08.353
777	1 Lap	2:06.141	18	17.564	2:06.180	666	2 Laps	2:19.492	51	1 Lap	2:08.181	991	33.975	2:07.091
81	2 Laps	2:18.017	51	1 Lap	2:09.040	51	1 Lap	2:07.729	991	31.991	2:07.630	5	34.512	2:07.285
911	1:29.311	2:04.752	17	2 Laps	4:25.392	11	2 Laps	2:23.847	5	32.334	2:07.558	97	35.678	2:08.009
19	1:33.031	2:05.633	991	26.076	3:34.243	991	28.710	2:08.341	97	32.776	2:07.008	7	35.872	2:07.302
27	1:33.280	2:05.499	5	26.586	2:08.642	5	29.124	2:08.245	7	33.677	2:06.009	37	37.904	2:05.730
63	1 Lap	2:05.955	37	28.472	2:05.473	97	30.116	2:05.136	666	2 Laps	2:18.948	81	2 Laps	2:19.784
999	1:34.787	2:04.957	97	30.687	2:05.236	7	32.017	2:05.720	37	37.281	2:06.086	888	42.847	2:04.207
82	2 Laps	4:31.791	7	32.004	2:05.828	37	35.543	2:12.778	888	43.748	2:05.160	390	1 Lap	2:06.912
86	1:45.587	2:05.118	82	2 Laps	2:24.096	17	2 Laps	2:24.119	390	1 Lap	2:08.696	666	2 Laps	2:18.864
18	1:47.022	2:04.549	77	3 Laps	2:23.489	390	1 Lap	2:06.564	11	2 Laps	2:24.653	33	57.167	2:06.998
51	1 Lap	2:07.624	390	1 Lap	2:06.036	888	42.937	2:04.095	33	55.276	2:07.223	28	57.312	2:06.933
77	3 Laps	2:20.999	888	44.548	2:03.386	82	2 Laps	2:22.016	28	55.487	2:04.449	11	2 Laps	2:22.701
5	1:53.582	2:05.298	33	51.762	2:05.910	33	52.401	2:06.345	17	2 Laps	2:23.341	47	1:08.911	2:08.114
37	1:58.636	2:04.238	12	2 Laps	4:32.538	77	3 Laps	2:21.740	47	1:05.904	2:08.268	8	1:10.307	2:07.998
97	2:01.088	2:04.856	28	57.021	2:05.282	28	55.387	2:04.072	8	1:07.417	2:07.053	45	1:11.260	2:07.659
7	2:01.814	2:04.719	47	59.129	2:08.360	47	1:01.984	2:08.562	82	2 Laps	2:22.738	777	1:17.471	2:08.096
390	1 Lap	2:06.434	8	1:03.712	2:06.450	8	1:04.712	2:06.707	45	1:08.709	2:07.444	82	2 Laps	2:21.564
888	2:16.799	2:03.239	45	1:04.280	2:06.565	45	1:05.613	2:07.040	77	3 Laps	2:20.857	17	2 Laps	2:33.013 P
33	2:21.490	2:05.508	777	1:10.777	2:06.660	777	1:12.015	2:06.945	777	1:14.482	2:06.815	77	3 Laps	2:25.860 P
47	2:26.407	2:06.946	72	2 Laps	2:18.619	12	2 Laps	2:27.739	12	2 Laps	2:27.194	12	2 Laps	2:26.152
28	2:27.377	2:04.576				72	2 Laps	2:18.458	72	2 Laps	2:18.497	72	2 Laps	2:17.962
8	2:32.899	2:08.072												
45	2:33.353	2:06.636												
777	2:39.754	2:07.075												
72	2 Laps	4:35.780												
81	1 Lap	2:18.600												

Weather / Track : Sunny / Dry

Suzuka

Circuit Length = 5.807 km

Start: 14:23 Flag 15:23 End: 15:33

Blancpain GT Series Asia 2018

RACE 1 - LAP CHART

LAP 21 @ 15:08:47.395			LAP 22 @ 15:10:53.928			LAP 23 @ 15:12:59.340			LAP 24 @ 15:15:05.557			LAP 25 @ 15:17:11.098		
NO	BEHIND	LAP TIME	NO	BEHIND	LAP TIME	NO	BEHIND	LAP TIME	NO	BEHIND	LAP TIME	NO	BEHIND	LAP TIME
3		2:05.075	3		2:06.533	3		2:05.411	3		2:06.216	3		2:05.541
911	1.470	2:05.057	911	1.324	2:06.386	911	1.384	2:05.471	911	1.576	2:06.409	911	1.882	2:05.847
19	3.735	2:05.220	77	4 Laps	2:41.177	19	5.001	2:06.281	19	4.588	2:05.803	19	4.944	2:05.897
27	4.128	2:05.283	17	3 Laps	2:46.170	27	5.286	2:06.388	27	5.196	2:06.127	27	5.334	2:05.679
999	4.765	2:05.472	19	4.131	2:06.929	999	5.679	2:06.079	999	5.866	2:06.403	999	6.035	2:05.710
63	1 Lap	2:05.499	27	4.309	2:06.714	63	1 Lap	2:06.347	63	1 Lap	2:06.566	63	1 Lap	2:06.374
86	20.807	2:06.162	999	5.011	2:06.779	18	20.541	2:06.254	82	3 Laps	2:24.901	18	19.577	2:06.105
18	20.981	2:05.869	63	1 Lap	2:06.005	17	3 Laps	2:25.029	18	19.013	2:04.689	86	26.968	2:08.949
51	1 Lap	2:07.820	72	3 Laps	2:19.982	86	23.220	2:06.725	86	23.560	2:06.556	82	3 Laps	2:23.991
991	35.354	2:06.454	12	3 Laps	2:27.979	72	3 Laps	2:18.874	72	3 Laps	2:18.988	11	3 Laps	2:47.583
5	35.701	2:06.265	18	19.698	2:05.249	77	4 Laps	2:29.798 P	5	38.794	2:06.936	5	39.784	2:06.532
97	36.715	2:06.113	86	21.906	2:07.632	12	3 Laps	2:26.679	17	3 Laps	2:23.807	888	41.438	2:05.608
7	37.150	2:06.353	991	36.435	2:07.613	5	38.074	2:06.737	888	41.371	2:05.547	97	48.934	2:09.400
37	38.407	2:05.579	5	36.749	2:07.580	888	42.040	2:06.996	97	45.075	2:08.972	51	1 Lap	2:09.407
888	42.761	2:04.990	97	37.223	2:07.041	97	42.319	2:10.507	51	1 Lap	2:08.414	72	3 Laps	2:19.539
390	1 Lap	2:06.532	7	37.342	2:06.725	51	1 Lap	2:11.209	390	1 Lap	2:07.545	28	52.743	2:05.317
81	2 Laps	2:18.738	51	1 Lap	2:10.347	390	1 Lap	2:07.023	28	52.967	2:04.956	390	1 Lap	2:08.398
28	57.627	2:05.390	37	38.654	2:06.779	991	52.343	2:21.320 P	12	3 Laps	2:28.175	17	3 Laps	2:24.917
33	59.974	2:07.882	888	40.455	2:04.227	37	53.766	2:20.524 P	33	1:01.673	2:06.960	33	1:03.624	2:07.492
666	2 Laps	2:18.724	390	1 Lap	2:06.555	28	54.228	2:04.154	77	4 Laps	2:52.721	12	3 Laps	2:26.780
47	1:12.470	2:08.635	28	55.485	2:04.391	7	59.927	2:27.997 P	47	1:19.716	2:08.412	47	1:22.450	2:08.274
8	1:13.050	2:07.818	33	59.899	2:06.458	33	1:00.930	2:06.443	8	1:20.257	2:08.675	8	1:23.218	2:08.503
45	1:13.281	2:07.096	81	2 Laps	2:19.664	47	1:17.521	2:08.684	45	1:20.551	2:08.718	45	1:23.397	2:08.387
777	1:19.706	2:07.310	47	1:14.248	2:08.310	8	1:17.798	2:08.258	777	1:25.768	2:08.081	77	4 Laps	2:19.655
11	2 Laps	2:23.594	8	1:14.951	2:08.433	45	1:18.049	2:08.047	81	2 Laps	2:20.299	777	1:28.310	2:08.083
82	2 Laps	2:22.583	45	1:15.413	2:08.665	81	2 Laps	2:20.159	666	2 Laps	2:18.524	81	2 Laps	2:19.547
			666	2 Laps	2:19.136	777	1:23.904	2:08.890				666	2 Laps	2:18.599
			777	1:20.424	2:07.252	666	2 Laps	2:18.837						
			11	2 Laps	2:22.122	11	2 Laps	2:26.554 P						
			82	2 Laps	2:22.110									

Weather / Track : Sunny / Dry

Suzuka

Circuit Length = 5.807 km

Start: 14:23 Flag 15:23 End: 15:33

Blancpain GT Series Asia 2018

RACE 1 - LAP CHART

LAP 26 @ 15:19:16.801			LAP 27 @ 15:21:22.611			LAP 28 @ 15:23:31.300		
NO	BEHIND	LAP TIME	NO	BEHIND	LAP TIME	NO	BEHIND	LAP TIME
3		2:05.702	3		2:05.810	3		2:08.688
911	2.215	2:06.035	911	2.600	2:06.196	911	0.870	2:06.958
19	4.851	2:05.609	666	3 Laps	2:18.400	19	2.520	2:06.255
27	5.429	2:05.797	19	4.953	2:05.912	27	3.388	2:06.645
999	6.038	2:05.704	27	5.431	2:05.812	999	4.296	2:06.839
63	1 Lap	2:07.186	999	6.146	2:05.918	81	3 Laps	2:21.461
18	18.730	2:04.855	63	1 Lap	2:07.590	63	1 Lap	2:08.451
86	28.415	2:07.149	18	17.645	2:04.725	666	3 Laps	2:19.724
5	41.373	2:07.291	86	30.518	2:07.913	18	13.950	2:04.993
888	41.647	2:05.910	888	42.244	2:06.407	86	30.456	2:08.626
82	3 Laps	2:21.738	5	43.164	2:07.602	888	38.384	2:04.828
28	52.036	2:04.995	28	51.827	2:05.601	5	42.078	2:07.602
11	3 Laps	2:22.520	97	55.653	2:08.715	28	47.586	2:04.447
97	52.748	2:09.516	51	1 Lap	2:09.674	97	55.340	2:08.375
51	1 Lap	2:09.093	390	1 Lap	2:08.353	51	1 Lap	2:08.672
390	1 Lap	2:08.572	82	3 Laps	2:24.846	390	1 Lap	2:07.682
33	1:05.068	2:07.146	33	1:06.893	2:07.635	33	1:05.525	2:07.321
72	3 Laps	2:19.624	11	3 Laps	2:24.600	82	3 Laps	2:23.424
17	3 Laps	2:24.129	72	3 Laps	2:18.846	11	3 Laps	2:22.733
47	1:25.134	2:08.386	47	1:28.212	2:08.888	47	1:28.238	2:08.715
45	1:27.186	2:09.491	45	1:29.398	2:08.022	45	1:29.524	2:08.814
8	1:27.617	2:10.101	8	1:30.146	2:08.338	8	1:30.581	2:09.124
777	1:30.674	2:08.065	777	1:33.212	2:08.348	72	3 Laps	2:19.723
12	3 Laps	2:26.924	17	3 Laps	2:24.600	777	1:32.738	2:08.214
77	4 Laps	2:21.039	77	4 Laps	2:21.054	17	3 Laps	2:23.089
81	2 Laps	2:19.449	12	3 Laps	2:24.011	77	4 Laps	2:20.639
						12	3 Laps	2:24.151

Weather / Track : Sunny / Dry

Results can be found at www.tsl-timing.com

Page 6 of 6

Suzuka
Circuit Length = 5.807 km
Start: 14:23 Flag 15:23 End: 15:33

Printed - 15:38 Saturday, 30 June 2018

Blancpain GT Series Asia 2018

RACE 1 - POSITION CHART

No	Name	Lap																														
		Pos	1	2	3	4	5	6	7	8	9	10	11	12	13	14	15	16	17	18	19	20	21	22	23	24	25	26	27	28		
3	Absolute Racing	1	19	19	19	19	19	19	19	19	19	19	19	19	19	19	3	3	3	3	3	3	3	3	3	3	3	3	3	3	3	
19	FFF Racing Team by A	2	3	3	3	3	3	3	3	3	3	3	3	3	3	3	991	991	911	911	911	911	911	911	911	911	911	911	911	911	911	
999	GruppeM Racing Team	3	911	911	911	911	911	911	911	911	911	911	911	911	911	911	911	911	19	19	19	19	19	19	19	19	19	19	19	19		
911	Craft Bamboo Racing	4	999	999	999	999	999	999	999	999	999	999	999	999	999	991	8	19	19	27	27	27	27	27	27	27	27	27	27	27	27	
27	HubAuto Corsa	5	63	27	27	27	27	27	27	27	27	27	27	27	27	97	97	911	27	27	999	999	999	999	999	999	999	999	999	999	999	
63	FFF Racing Team by A	6	27	63	63	63	23	63	63	63	86	86	86	86	86	991	8	27	999	999	86	86	86	86	86	86	18	18	18	18	18	
23	KCMG	7	23	23	23	23	63	23	23	86	63	991	991	86	33	999	86	86	18	18	18	18	18	18	18	86	86	86	86	86	86	
86	OD Racing Team WRT	8	86	86	86	86	86	86	86	991	991	18	18	18	28	86	18	18	991	991	991	991	991	991	991	5	5	5	5	5	888	
888	GruppeM Racing Team	9	5	5	5	5	5	5	991	18	18	5	5	97	27	18	5	5	5	5	5	5	5	5	5	5	888	888	888	888	5	5
5	Phoenix Racing Asia	10	991	991	991	991	991	991	18	23	5	63	97	5	999	5	37	37	37	97	97	97	97	97	97	97	97	97	97	97	28	
37	Absolute Racing	11	18	18	18	18	18	18	5	5	97	97	37	37	86	37	97	97	97	97	7	7	7	7	7	7	991	28	28	97	97	
991	Craft Bamboo Racing	12	97	97	97	97	97	97	97	97	97	37	37	7	7	18	97	7	7	7	37	37	37	37	37	37	37	37	37	37	37	
97	Indigo Racing	13	888	888	37	37	37	37	37	37	7	7	888	33	5	7	888	888	888	888	888	888	888	888	888	888	28	47	47	47	47	
7	Absolute Racing	14	37	37	888	888	888	7	7	7	888	888	33	8	37	33	33	33	33	33	33	33	33	33	28	28	7	8	8	45	45	
47	D'station Racing	15	7	7	7	7	7	888	888	888	33	33	47	888	7	888	47	47	28	28	28	28	28	33	33	33	45	45	8	8	8	
18	KCMG	16	33	33	33	33	33	33	33	33	47	47	8	47	47	47	28	28	47	47	47	47	47	47	47	47	47	47	47	47	47	
8	ARN Racing	17	47	47	47	47	47	47	47	47	8	8	28	28	888	28	8	8	8	8	8	8	8	8	8	8	8	8	63	63	63	
33	Porsche Team EBI	18	8	8	8	8	8	8	8	8	28	28	45	45	45	45	45	45	45	45	45	45	45	45	45	45	45	45	45	45		
28	HubAuto Corsa	19	28	28	28	28	28	28	28	28	45	45	777	777	777	777	777	777	777	777	777	777	777	777	777	777	777	777	390	390	390	
777	CarGuy Racing	20	777	777	777	777	45	45	45	45	777	777	63	390	666	666	63	63	63	63	63	63	63	63	63	63	63	63	63	81	81	
45	KCMG	21	45	45	45	45	777	777	777	777	51	51	390	666	11	11	51	51	51	51	51	51	51	51	51	51	51	51	51	666	666	
390	Kizashi x Saccess Raci	22	81	51	51	51	51	51	51	51	390	390	51	81	17	63	390	390	390	390	390	390	390	390	390	390	390	390	390	82	82	
51	AMAC Motorsport	23	11	81	81	390	390	390	390	390	666	666	666	11	82	17	81	81	81	81	81	81	81	81	81	81	81	81	11	11	11	
666	GruppeM Racing Team	24	51	666	11	81	81	81	81	81	81	81	81	81	17	63	51	11	666	666	666	666	666	666	666	666	666	666	72	72	72	
81	BMW Team Studie	25	666	11	390	11	11	666	666	666	11	11	11	17	17	17	12	12	666	11	11	11	11	11	11	11	11	82	82	17	17	
77	Craft Bamboo Racing	26	390	390	17	17	666	11	11	11	17	17	17	17	12	51	390	17	17	17	82	82	82	82	11	11	12	12	12	12		
11	TTR Team SARD	27	77	77	666	666	17	17	17	17	82	82	82	63	390	81	82	82	82	82	17	17	17	72	72	72	72	77	77	77		
72	Team iRaceWin	28	17	17	82	82	82	82	82	82	12	12	12	12	51	72	82	12	12	12	12	12	12	12	12	12	12	12	12	12		
17	Taiwan Top Speed Rac	29	82	82	77	12	12	12	12	12	23	72	72	72	81	72	72	72	72	72	72	12	12	12	12	12	12	12	12	12		
12	Clearwater Racing	30	12	72	72	77	72	72	72	72	72	77	77	77	77	77	77	77	77	77	77	77	77	77	77	77	77	77	77	77		
82	BMW Team Studie	31	72	12	12	72	77	77	77	77	77	77	77	77	77	77	77	77	77	77	77	77	77	77	77	77	77	77	77	77		

Suzuka
 Circuit Length = 5.807 km
 Start: 14:23 Flag 15:23 End: 15:33

Weather / Track : Sunny / Dry

Blancpain GT Series Asia 2018

RACE 1 - BEST SPEEDS

POS	NO	NAME	VMAX	KPH
1	911	Craft Bamboo Racing		247.3
2	45	KCMG		247.2
3	18	KCMG		246.6
4	999	GruppeM Racing Team		246.3
5	63	FFF Racing Team by ACM		246.1
6	37	Absolute Racing		246.1
7	28	HubAuto Corsa		245.9
8	23	KCMG		245.8
9	7	Absolute Racing		245.7
10	19	FFF Racing Team by ACM		245.4
11	991	Craft Bamboo Racing		245.2
12	8	ARN Racing		245.2
13	5	Phoenix Racing Asia		244.8
14	27	HubAuto Corsa		244.6
15	86	OD Racing Team WRT		244.3
16	777	CarGuy Racing		244.3
17	390	Kizashi x Saccess Racing		244.2
18	3	Absolute Racing		243.9
19	888	GruppeM Racing Team		243.4
20	51	AMAC Motorsport		243.3
21	97	Indigo Racing		242.6
22	47	D'station Racing		242.1
23	33	Porsche Team EBI		241.9
24	72	Team iRaceWin		226.6
25	82	BMW Team Studie		226.3
26	81	BMW Team Studie		225.8
27	666	GruppeM Racing Team		225.8
28	11	TTR Team SARD		225.1
29	17	Taiwan Top Speed Racing Team		223.6
30	77	Craft Bamboo Racing		223.3
31	12	Clearwater Racing		223.2

Weather / Track : Sunny / Dry

Results can be found at www.tsl-timing.com

Suzuka
Circuit Length = 5.807 km
Start: 14:23 Flag 15:23 End: 15:33

Printed - 15:34 Saturday, 30 June 2018

Blancpain GT Series Asia 2018

RACE 1 - BEST SECTORS

SECTOR 1			SECTOR 2			SECTOR 3			IDEAL / BEST COMPARISON						
POS	NO	NAME	TIME	NO	NAME	TIME	NO	NAME	TIME	POS	NO	NAME	IDEAL	BEST	DIFF
													PERFECT LAP	2:02.973	
1	888	GruppeM Racing Te	55.555	18	KCMG	45.082	888	GruppeM Racing Te	22.335	1	888	GruppeM Racing Te	2:03.066	2:03.239	0.172
2	19	FFF Racing Team b	55.657	888	GruppeM Racing Te	45.175	28	HubAuto Corsa	22.406	2	19	FFF Racing Team by	2:03.301	2:03.582	0.281
3	999	GruppeM Racing Te	55.743	19	FFF Racing Team b	45.222	19	FFF Racing Team b	22.420	3	18	KCMG	2:03.481	2:03.833	0.352
4	3	Absolute Racing	55.788	27	HubAuto Corsa	45.263	18	KCMG	22.487	4	3	Absolute Racing	2:03.641	2:03.859	0.217
5	27	HubAuto Corsa	55.809	23	KCMG	45.278	3	Absolute Racing	22.524	5	27	HubAuto Corsa	2:03.651	2:03.911	0.260
6	63	FFF Racing Team b	55.837	63	FFF Racing Team b	45.326	27	HubAuto Corsa	22.578	6	999	GruppeM Racing Te	2:03.760	2:04.594	0.834
7	18	KCMG	55.911	3	Absolute Racing	45.328	7	Absolute Racing	22.600	7	28	HubAuto Corsa	2:03.885	2:04.072	0.186
8	37	Absolute Racing	55.920	999	GruppeM Racing Te	45.328	777	CarGuy Racing	22.609	8	63	FFF Racing Team by	2:04.026	2:04.312	0.286
9	28	HubAuto Corsa	56.143	911	Craft Bamboo Racin	45.330	97	Indigo Racing	22.614	9	37	Absolute Racing	2:04.160	2:04.238	0.078
10	911	Craft Bamboo Racin	56.170	28	HubAuto Corsa	45.335	999	GruppeM Racing Te	22.688	10	911	Craft Bamboo Racing	2:04.364	2:04.708	0.343
11	86	OD Racing Team W	56.351	37	Absolute Racing	45.522	37	Absolute Racing	22.717	11	7	Absolute Racing	2:04.637	2:04.719	0.082
12	7	Absolute Racing	56.352	5	Phoenix Racing Asi	45.669	33	Porsche Team EBI	22.810	12	97	Indigo Racing	2:04.704	2:04.856	0.151
13	5	Phoenix Racing Asi	56.414	97	Indigo Racing	45.672	5	Phoenix Racing Asi	22.823	13	23	KCMG	2:04.868	2:05.187	0.318
14	97	Indigo Racing	56.418	7	Absolute Racing	45.684	23	KCMG	22.858	14	5	Phoenix Racing Asia	2:04.907	2:05.298	0.391
15	33	Porsche Team EBI	56.477	390	Kizashi x Saccess R	45.718	63	FFF Racing Team b	22.861	15	86	OD Racing Team WR	2:04.960	2:05.118	0.158
16	991	Craft Bamboo Racin	56.722	86	OD Racing Team W	45.742	911	Craft Bamboo Racin	22.864	16	33	Porsche Team EBI	2:05.254	2:05.508	0.253
17	23	KCMG	56.732	777	CarGuy Racing	45.845	86	OD Racing Team W	22.866	17	777	CarGuy Racing	2:05.553	2:06.141	0.588
18	390	Kizashi x Saccess R	57.011	8	ARN Racing	45.880	991	Craft Bamboo Racin	23.004	18	991	Craft Bamboo Racing	2:05.656	2:05.780	0.124
19	45	KCMG	57.034	45	KCMG	45.923	45	KCMG	23.117	19	390	Kizashi x Saccess Ra	2:06.027	2:06.036	0.008
20	777	CarGuy Racing	57.097	991	Craft Bamboo Racin	45.929	47	D'station Racing	23.179	20	45	KCMG	2:06.075	2:06.195	0.119
21	8	ARN Racing	57.153	33	Porsche Team EBI	45.966	390	Kizashi x Saccess R	23.297	21	8	ARN Racing	2:06.371	2:06.450	0.079
22	47	D'station Racing	57.217	51	AMAC Motorsport	45.999	51	AMAC Motorsport	23.305	22	47	D'station Racing	2:06.567	2:06.946	0.379
23	51	AMAC Motorsport	57.293	47	D'station Racing	46.170	8	ARN Racing	23.338	23	51	AMAC Motorsport	2:06.597	2:07.268	0.670
24	666	GruppeM Racing Te	1:01.867	81	BMW Team Studie	49.922	666	GruppeM Racing Te	25.078	24	666	GruppeM Racing Te	2:17.118	2:17.351	0.233
25	72	Team iRaceWin	1:02.234	82	BMW Team Studie	50.121	72	Team iRaceWin	25.172	25	72	Team iRaceWin	2:17.729	2:17.962	0.232
26	77	Craft Bamboo Racin	1:02.344	11	TTR Team SARD	50.127	81	BMW Team Studie	25.317	26	81	BMW Team Studie	2:17.790	2:18.017	0.227
27	11	TTR Team SARD	1:02.446	666	GruppeM Racing Te	50.173	17	Taiwan Top Speed I	25.331	27	11	TTR Team SARD	2:18.119	2:18.861	0.742
28	81	BMW Team Studie	1:02.550	72	Team iRaceWin	50.322	77	Craft Bamboo Racin	25.338	28	77	Craft Bamboo Racing	2:18.513	2:18.538	0.024
29	17	Taiwan Top Speed I	1:02.817	12	Clearwater Racing	50.526	11	TTR Team SARD	25.545	29	17	Taiwan Top Speed R	2:18.779	2:18.996	0.216
30	12	Clearwater Racing	1:02.992	17	Taiwan Top Speed I	50.630	12	Clearwater Racing	25.816	30	82	BMW Team Studie	2:19.021	2:19.199	0.178
31	82	BMW Team Studie	1:03.064	77	Craft Bamboo Racin	50.830	82	BMW Team Studie	25.835	31	12	Clearwater Racing	2:19.335	2:19.594	0.259

Weather / Track : Sunny / Dry

Results can be found at www.tsl-timing.com

Suzuka

Circuit Length = 5.807 km

Start: 14:23 Flag 15:23 End: 15:33

Printed - 15:33 Saturday, 30 June 2018

Blancpain GT Series Asia 2018

RACE 1 - DRIVER STATISTICS

POS	NO	CL	PIC	TEAM / DRIVERS	CAR	LAPS	RACE TIME	%	BEST	ON	KPH
1	3	GT3S	1	Absolute Racing (HKG) Martin RUMP (EST) Franky CHENG (CHN)	Audi R8 LMS GT3	28	1:00:21.843				
						16	33:40.094	55.78	2:03.859	3	168.78
						12	25:11.474	41.73	2:04.349	19	168.11
2	911	GT3S	2	Craft Bamboo Racing (HKG) Shae DAVIES (AUS) Sandy STUVIK (THA)	Porsche 991 GT3R	28	1:00:22.714				
						13	27:27.733	45.48	2:04.708	2	167.63
						15	31:24.604	52.02	2:04.752	16	167.57
3	19	GT3S	3	FFF Racing Team by ACM (CHN) Dennis LIND (DNK) Martin KODRIC (HRV)	Lamborghini Huracan GT3	28	1:00:24.364				
						14	29:21.753	48.61	2:03.582	3	169.15
						14	29:21.023	48.59	2:04.889	19	167.39
4	27	GT3S	4	HubAuto Corsa (TPE) Hongli YE (CHN) Nick FOSTER (AUS)	Ferrari 488 GT3	28	1:00:25.232				
						12	25:25.603	42.08	2:04.419	4	168.02
						16	33:28.488	55.40	2:03.911	14	168.71
5	999	GT3S	5	GruppeM Racing Team (HKG) Markus POMMER (DEU) Patric NIEDERHAUSER (CHE)	Mercedes-AMG GT3	28	1:00:26.140				
						12	25:24.699	42.05	2:04.594	3	167.78
						16	33:30.298	55.44	2:04.690	14	167.65
6	18	GT3PA	1	KCMG (HKG) Yuke TANIGUCHI (JPN) Alexandre IMPERATORI (CHE)	Nissan GT-R NISMO GT3	28	1:00:35.794				
						12	25:41.582	42.40	2:06.072	5	165.81
						16	33:23.127	55.09	2:03.833	15	168.81
7	86	GT3S	6	OD Racing Team WRT (MYS) Aditya PATEL (IND) Mitchell GILBERT (MYS)	Audi R8 LMS GT3	28	1:00:52.300				
						12	25:34.070	42.00	2:05.581	4	166.46
						16	33:47.864	55.52	2:05.118	16	167.08
8	888	GT3PA	2	GruppeM Racing Team (HKG) Alexander MATTSCHULL (DEU) Raffaele MARCIELLO (ITA)	Mercedes-AMG GT3	28	1:01:00.227				
						12	25:57.481	42.55	2:06.882	2	164.76
						16	33:16.763	54.55	2:03.239	16	169.63
9	5	GT3S	7	Phoenix Racing Asia (HKG) Shaun THONG (HKG) Alex YOONG (MYS)	Audi R8 LMS GT3	28	1:01:03.922				
						12	25:42.410	42.10	2:05.752	4	166.24
						16	33:50.288	55.41	2:05.298	16	166.84
10	28	GT3PA	3	HubAuto Corsa (TPE) Morris CHEN (TPE) Tim SLADE (AUS)	Ferrari 488 GT3	28	1:01:09.430				
						13	28:21.202	46.36	2:07.713	2	163.68
						15	31:17.351	51.16	2:04.072	18	168.49
11	97	GT3PA	4	Indigo Racing (KOR) Juwon SEO (KOR) Roelof BRUINS (NDL)	Mercedes-AMG GT3	28	1:01:17.184				
						13	27:56.618	45.60	2:05.716	5	166.28
						15	31:48.368	51.90	2:04.856	16	167.43
12	33	GT3S	8	Porsche Team EBI (JPN) Tetsuya YAMANO (JPN) Naoya YAMANO (JPN)	Porsche 991 GT3 R	28	1:01:27.369				
						13	28:07.478	45.76	2:07.273	3	164.25
						15	31:40.886	51.55	2:05.508	16	166.56
13	47	GT3PA	5	D'station Racing (JPN) Satoshi HOSHINO (JPN) Seiji ARA (JPN)	Porsche 991 GT3 R	28	1:01:50.082				
						12	25:59.038	42.02	2:07.209	4	164.33
						16	34:10.410	55.27	2:06.946	16	164.67
14	45	GT3AM	1	KCMG (HKG) Naoto TAKEDA (JPN) Takuya SHIRASAKA (JPN)	Audi R8 LMS GT3	28	1:01:51.368				
						12	26:16.840	42.49	2:08.331	3	162.90
						16	34:03.201	55.05	2:06.195	15	165.65
15	8	GT3AM	2	ARN Racing (JPN) Hideki NAGAI (JPN) Shinji TAKEI (JPN)	Ferrari 488 GT3	28	1:01:52.425				
						14	30:18.690	48.99	2:07.043	4	164.55
						14	29:52.033	48.27	2:06.450	17	165.32
16	777	GT3PA	6	CarGuy Racing (JPN) Takeshi KIMURA (JPN) Kei COZZOLINO (JPN)	Lamborghini Huracan GT3	28	1:01:54.581				
						12	26:18.950	42.51	2:07.744	2	163.64
						16	33:57.498	54.85	2:06.141	15	165.72
17	63	GT3PA	7	FFF Racing Team by ACM (CHN) Hiroshi HAMAGUCHI (JPN) Marco MAPELLI (CHE)	Lamborghini Huracan GT3	27	1:00:35.449				
						11	25:22.062	41.87	2:05.177	4	167.00
						16	33:41.350	55.60	2:04.312	13	168.16
18	51	GT3AM	3	AMAC Motorsport (AUS) Andrew MACPHERSON (AUS) William PORTER (AUS)	Lamborghini Huracan GT3	27	1:01:19.304				
						11	25:23.974	41.42	2:14.843	3	155.03
						16	34:19.177	55.97	2:07.268	13	164.26
19	390	GT3PA	8	Kizashi x Saccess Racing (JPN) Tamotsu KONDO (JPN) Naoki YOKOMIZO (JPN)	Lamborghini Huracan GT3	27	1:01:21.746				
						12	27:46.584	45.27	2:14.018	5	155.98
						15	31:49.214	51.86	2:06.036	16	165.86

Suzuka

Circuit Length = 5.807 km

Start: 14:23 Flag 15:23 End: 15:33

Weather / Track : Sunny / Dry

Blancpain GT Series Asia 2018

RACE 1 - DRIVER STATISTICS

POS	NO	CL	PIC	TEAM / DRIVERS	CAR	LAPS	RACE TIME	%	BEST	ON	KPH
20	81	GT4AM	1	BMW Team Studie (JPN)	BMW M4 GT4	25	1:00:30.760				
				Takayuki KINOSHITA (JPN)		12	28:13.131	46.63	2:18.606	6	150.82
				Sunako JUKUCHOU (JPN)		13	30:09.682	49.84	2:18.017	14	151.46
21	666	GT4AM	2	GruppeM Racing Team (HKG)	Mercedes-AMG GT4	25	1:00:35.718				
				Ryuichirou OHTSUKA (JPN)		14	32:42.608	53.98	2:17.351	5	152.20
				Reinhold RENGGER (DEU)		11	25:27.884	42.02	2:18.400	24	151.04
22	82	GT4AM	3	BMW Team Studie (JPN)	BMW M4 GT4	25	1:01:40.572				
				Ken URATA (JPN)		13	30:52.597	50.06	2:19.199	7	150.18
				Max CHEN (TPE)		12	28:34.967	46.34	2:21.564	18	147.67
23	11	GT4AM	4	TTR Team SARD (HKG)	Porsche Cayman GT4 Clubsport MR	25	1:01:47.036				
				Brian LEE (TPE)		14	32:58.645	53.38	2:18.861	5	150.54
				Tony FONG (HKG)		11	26:43.646	43.26	2:22.122	20	147.09
24	72	GT4AM	5	Team iRaceWin (TPE)	Mercedes-AMG GT4	25	1:01:52.441				
				Ringo CHONG (SGP)		13	31:45.302	51.32	2:19.585	2	149.76
				Gilles VANNELET (FRA)		12	27:48.643	44.95	2:17.962	18	151.52
25	17	GT4AM	6	Taiwan Top Speed Racing Team (TWN)	Porsche Cayman GT4 Clubsport MR	25	1:02:12.976				
				George CHOU (TPE)		14	33:13.164	53.39	2:18.996	2	150.40
				Keo CHANG (TPE)		11	26:52.259	43.19	2:23.089	25	146.09
26	12	GT4AM	7	Clearwater Racing (SGP)	McLaren 570S GT4	25	1:02:37.272				
				Richard WEE (SGP)		14	33:36.707	53.67	2:19.594	12	149.75
				Daniel AU (SGP)		11	26:51.566	42.89	2:24.011	24	145.16
27	77	GT4AM	8	Craft Bamboo Racing (HKG)	Mercedes-AMG GT4	24	1:02:31.377				
				Frank YU (HKG)		11	28:45.223	45.99	2:18.538	2	150.89
				Jean Marc MERLIN (FRA)		13	31:40.575	50.66	2:19.655	21	149.69
28	991	GT3S	9	Craft Bamboo Racing (HKG)	Porsche 991 GT3R	23	50:42.227				
				Aidan READ (AUS)		16	34:07.427	67.30	2:05.780	4	166.20
				Darryl O'YOUNG (HKG)		7	15:02.386	29.66	2:06.454	21	165.31
29	37	GT3PA	9	Absolute Racing (HKG)	Audi R8 LMS GT3	23	50:43.650				
				Anthony LIU (CHN)		12	25:49.573	50.91	2:05.417	4	166.68
				Josh BURDON (HKG)		11	23:20.448	46.01	2:04.238	16	168.26
30	7	GT3PA	10	Absolute Racing (HKG)	Audi R8 LMS GT3	23	50:49.811				
				Andrew KIM (KOR)		12	25:52.637	50.91	2:07.147	3	164.41
				Adderly FONG (HKG)		11	23:24.418	46.05	2:04.719	16	167.61
31	23	GT3S	10	KCMG (HKG)	Nissan GT-R NISMO GT3	9	22:05.249				
				Edoardo LIBERATI (ITA)		9	22:02.719	99.81	2:05.187	4	166.99
				Florian STRAUSS (DEU)		0	0.000	0.00		0	

Weather / Track : Sunny / Dry

Suzuka
Circuit Length = 5.807 km
Start: 14:23 Flag 15:23 End: 15:33

Blancpain GT Series Asia 2018

RACE 1 - PIT STOP ANALYSIS

P1	3 GT3S	Absolute Racing	Audi R8 LMS GT3				
D1: Martin RUMP		Total Stint: 16 Laps - 33:40.094 (55.78%)	Best Lap: 2:03.859 On Lap 3 @ 168.78 kph				
D2: Franky CHENG		Total Stint: 12 Laps - 25:11.474 (41.73%)	Best Lap: 2:04.349 On Lap 19 @ 168.11 kph				
STOP	IN TIME	DRIVER IN	STINT TIME	STOP TIME	TOTAL STOP TIME	OUT TIME	DRIVER OUT
1 -	14:56:49.551	Martin RUMP	33:40.094	1:30.275	1:30.275	14:58:19.826	Franky CHENG
-	Finish	Franky CHENG	25:11.474				
P2	911 GT3S	Craft Bamboo Racing	Porsche 991 GT3R				
D1: Shae DAVIES		Total Stint: 13 Laps - 27:27.733 (45.48%)	Best Lap: 2:04.708 On Lap 2 @ 167.63 kph				
D2: Sandy STUVIK		Total Stint: 15 Laps - 31:24.604 (52.02%)	Best Lap: 2:04.752 On Lap 16 @ 167.57 kph				
STOP	IN TIME	DRIVER IN	STINT TIME	STOP TIME	TOTAL STOP TIME	OUT TIME	DRIVER OUT
1 -	14:50:37.190	Shae DAVIES	27:27.733	1:30.376	1:30.376	14:52:07.566	Sandy STUVIK
-	Finish	Sandy STUVIK	31:24.604				
P3	19 GT3S	FFF Racing Team by ACM	Lamborghini Huracan GT3				
D1: Dennis LIND		Total Stint: 14 Laps - 29:21.753 (48.61%)	Best Lap: 2:03.582 On Lap 3 @ 169.15 kph				
D2: Martin KODRIC		Total Stint: 14 Laps - 29:21.023 (48.59%)	Best Lap: 2:04.889 On Lap 19 @ 167.39 kph				
STOP	IN TIME	DRIVER IN	STINT TIME	STOP TIME	TOTAL STOP TIME	OUT TIME	DRIVER OUT
1 -	14:52:31.210	Dennis LIND	29:21.753	1:41.587	1:41.587	14:54:12.797	Martin KODRIC
-	Finish	Martin KODRIC	29:21.023				
P4	27 GT3S	HubAuto Corsa	Ferrari 488 GT3				
D1: Hongli YE		Total Stint: 12 Laps - 25:25.603 (42.08%)	Best Lap: 2:04.419 On Lap 4 @ 168.02 kph				
D2: Nick FOSTER		Total Stint: 16 Laps - 33:28.488 (55.4%)	Best Lap: 2:03.911 On Lap 14 @ 168.71 kph				
STOP	IN TIME	DRIVER IN	STINT TIME	STOP TIME	TOTAL STOP TIME	OUT TIME	DRIVER OUT
1 -	14:48:35.060	Hongli YE	25:25.603	1:31.140	1:31.140	14:50:06.200	Nick FOSTER
-	Finish	Nick FOSTER	33:28.488				
P5	999 GT3S	GruppeM Racing Team	Mercedes-AMG GT3				
D1: Markus POMMER		Total Stint: 12 Laps - 25:24.699 (42.05%)	Best Lap: 2:04.594 On Lap 3 @ 167.78 kph				
D2: Patric NIEDERHAUSER		Total Stint: 16 Laps - 33:30.298 (55.44%)	Best Lap: 2:04.690 On Lap 14 @ 167.65 kph				
STOP	IN TIME	DRIVER IN	STINT TIME	STOP TIME	TOTAL STOP TIME	OUT TIME	DRIVER OUT
1 -	14:48:34.156	Markus POMMER	25:24.699	1:31.142	1:31.142	14:50:05.298	Patric NIEDERHAUSER
-	Finish	Patric NIEDERHAUSER	33:30.298				
P6	18 GT3PA	KCMG	Nissan GT-R NISMO GT3				
D1: Yuke TANIGUCHI		Total Stint: 12 Laps - 25:41.582 (42.4%)	Best Lap: 2:06.072 On Lap 5 @ 165.81 kph				
D2: Alexandre IMPERATORI		Total Stint: 16 Laps - 33:23.127 (55.09%)	Best Lap: 2:03.833 On Lap 15 @ 168.81 kph				
STOP	IN TIME	DRIVER IN	STINT TIME	STOP TIME	TOTAL STOP TIME	OUT TIME	DRIVER OUT
1 -	14:48:51.039	Yuke TANIGUCHI	25:41.582	1:31.085	1:31.085	14:50:22.124	Alexandre IMPERATORI
-	Finish	Alexandre IMPERATOR	33:23.127				
P7	86 GT3S	OD Racing Team WRT	Audi R8 LMS GT3				
D1: Aditya PATEL		Total Stint: 12 Laps - 25:34.070 (42%)	Best Lap: 2:05.581 On Lap 4 @ 166.46 kph				
D2: Mitchell GILBERT		Total Stint: 16 Laps - 33:47.864 (55.52%)	Best Lap: 2:05.118 On Lap 16 @ 167.08 kph				
STOP	IN TIME	DRIVER IN	STINT TIME	STOP TIME	TOTAL STOP TIME	OUT TIME	DRIVER OUT
1 -	14:48:43.527	Aditya PATEL	25:34.070	1:30.365	1:30.365	14:50:13.892	Mitchell GILBERT
-	Finish	Mitchell GILBERT	33:47.864				
P8	888 GT3PA	GruppeM Racing Team	Mercedes-AMG GT3				
D1: Alexander MATTSCHULL		Total Stint: 12 Laps - 25:57.481 (42.55%)	Best Lap: 2:06.882 On Lap 2 @ 164.76 kph				
D2: Raffaele MARCIELLO		Total Stint: 16 Laps - 33:16.763 (54.55%)	Best Lap: 2:03.239 On Lap 16 @ 169.63 kph				
STOP	IN TIME	DRIVER IN	STINT TIME	STOP TIME	TOTAL STOP TIME	OUT TIME	DRIVER OUT
1 -	14:49:06.938	Alexander MATTSCHULL	25:57.481	1:45.983	1:45.983	14:50:52.921	Raffaele MARCIELLO
-	Finish	Raffaele MARCIELLO	33:16.763				
P9	5 GT3S	Phoenix Racing Asia	Audi R8 LMS GT3				
D1: Shaun THONG		Total Stint: 12 Laps - 25:42.410 (42.1%)	Best Lap: 2:05.752 On Lap 4 @ 166.24 kph				
D2: Alex YOONG		Total Stint: 16 Laps - 33:50.288 (55.41%)	Best Lap: 2:05.298 On Lap 16 @ 166.84 kph				
STOP	IN TIME	DRIVER IN	STINT TIME	STOP TIME	TOTAL STOP TIME	OUT TIME	DRIVER OUT

Weather / Track : Sunny / Dry

Suzuka
Circuit Length = 5.807 km
Start: 14:23 Flag 15:23 End: 15:33

Blancpain GT Series Asia 2018

RACE 1 - PIT STOP ANALYSIS

1 - 14:48:51.867 Shaun THONG 25:42.410 1:31.223 1:31.223 14:50:23.090 Alex YOONG
 - Finish Alex YOONG 33:50.288

P10	28	GT3PA	HubAuto Corsa					Ferrari 488 GT3
D1: Morris CHEN	Total Stint: 13 Laps - 28:21.202 (46.36%)			Best Lap: 2:07.713 On Lap 2 @ 163.68 kph				
D2: Tim SLADE	Total Stint: 15 Laps - 31:17.351 (51.16%)			Best Lap: 2:04.072 On Lap 18 @ 168.49 kph				
STOP	IN TIME	DRIVER IN	STINT TIME	STOP TIME	TOTAL STOP TIME	OUT TIME	DRIVER OUT	
1 -	14:51:30.659	Morris CHEN	28:21.202	1:30.877	1:30.877	14:53:01.536	Tim SLADE	
-	Finish	Tim SLADE	31:17.351					

P11	97	GT3PA	Indigo Racing					Mercedes-AMG GT3
D1: Juwon SEO	Total Stint: 13 Laps - 27:56.618 (45.6%)			Best Lap: 2:05.716 On Lap 5 @ 166.28 kph				
D2: Roelof BRUINS	Total Stint: 15 Laps - 31:48.368 (51.9%)			Best Lap: 2:04.856 On Lap 16 @ 167.43 kph				
STOP	IN TIME	DRIVER IN	STINT TIME	STOP TIME	TOTAL STOP TIME	OUT TIME	DRIVER OUT	
1 -	14:51:06.075	Juwon SEO	27:56.618	1:32.198	1:32.198	14:52:38.273	Roelof BRUINS	
-	Finish	Roelof BRUINS	31:48.368					

P12	33	GT3S	Porsche Team EBI					Porsche 991 GT3 R
D1: Tetsuya YAMANO	Total Stint: 13 Laps - 28:07.478 (45.76%)			Best Lap: 2:07.273 On Lap 3 @ 164.25 kph				
D2: Naoya YAMANO	Total Stint: 15 Laps - 31:40.886 (51.55%)			Best Lap: 2:05.508 On Lap 16 @ 166.56 kph				
STOP	IN TIME	DRIVER IN	STINT TIME	STOP TIME	TOTAL STOP TIME	OUT TIME	DRIVER OUT	
1 -	14:51:16.935	Tetsuya YAMANO	28:07.478	1:39.005	1:39.005	14:52:55.940	Naoya YAMANO	
-	Finish	Naoya YAMANO	31:40.886					

P13	47	GT3PA	D'station Racing					Porsche 991 GT3 R
D1: Satoshi HOSHINO	Total Stint: 12 Laps - 25:59.038 (42.02%)			Best Lap: 2:07.209 On Lap 4 @ 164.33 kph				
D2: Seiji ARA	Total Stint: 16 Laps - 34:10.410 (55.27%)			Best Lap: 2:06.946 On Lap 16 @ 164.67 kph				
STOP	IN TIME	DRIVER IN	STINT TIME	STOP TIME	TOTAL STOP TIME	OUT TIME	DRIVER OUT	
1 -	14:49:08.495	Satoshi HOSHINO	25:59.038	1:40.634	1:40.634	14:50:49.129	Seiji ARA	
-	Finish	Seiji ARA	34:10.410					

P14	45	GT3AM	KCMG					Audi R8 LMS GT3
D1: Naoto TAKEDA	Total Stint: 12 Laps - 26:16.840 (42.49%)			Best Lap: 2:08.331 On Lap 3 @ 162.90 kph				
D2: Takuya SHIRASAKA	Total Stint: 16 Laps - 34:03.201 (55.05%)			Best Lap: 2:06.195 On Lap 15 @ 165.65 kph				
STOP	IN TIME	DRIVER IN	STINT TIME	STOP TIME	TOTAL STOP TIME	OUT TIME	DRIVER OUT	
1 -	14:49:26.297	Naoto TAKEDA	26:16.840	1:31.326	1:31.326	14:50:57.623	Takuya SHIRASAKA	
-	Finish	Takuya SHIRASAKA	34:03.201					

P15	8	GT3AM	ARN Racing					Ferrari 488 GT3
D1: Hideki NAGAI	Total Stint: 14 Laps - 30:18.690 (48.99%)			Best Lap: 2:07.043 On Lap 4 @ 164.55 kph				
D2: Shinji TAKEI	Total Stint: 14 Laps - 29:52.033 (48.27%)			Best Lap: 2:06.450 On Lap 17 @ 165.32 kph				
STOP	IN TIME	DRIVER IN	STINT TIME	STOP TIME	TOTAL STOP TIME	OUT TIME	DRIVER OUT	
1 -	14:53:28.147	Hideki NAGAI	30:18.690	1:41.701	1:41.701	14:55:09.848	Shinji TAKEI	
-	Finish	Shinji TAKEI	29:52.033					

P16	777	GT3PA	CarGuy Racing					Lamborghini Huracan GT3
D1: Takeshi KIMURA	Total Stint: 12 Laps - 26:18.950 (42.51%)			Best Lap: 2:07.744 On Lap 2 @ 163.64 kph				
D2: Kei COZZOLINO	Total Stint: 16 Laps - 33:57.498 (54.85%)			Best Lap: 2:06.141 On Lap 15 @ 165.72 kph				
STOP	IN TIME	DRIVER IN	STINT TIME	STOP TIME	TOTAL STOP TIME	OUT TIME	DRIVER OUT	
1 -	14:49:28.407	Takeshi KIMURA	26:18.950	1:38.133	1:38.133	14:51:06.540	Kei COZZOLINO	
-	Finish	Kei COZZOLINO	33:57.498					

P17	63	GT3PA	FFF Racing Team by ACM					Lamborghini Huracan GT3
D1: Hiroshi HAMAGUCHI	Total Stint: 11 Laps - 25:22.062 (41.87%)			Best Lap: 2:05.177 On Lap 4 @ 167.00 kph				
D2: Marco MAPELLI	Total Stint: 16 Laps - 33:41.350 (55.6%)			Best Lap: 2:04.312 On Lap 13 @ 168.16 kph				
STOP	IN TIME	DRIVER IN	STINT TIME	STOP TIME	TOTAL STOP TIME	OUT TIME	DRIVER OUT	
1 -	14:48:31.519	Hiroshi HAMAGUCHI	25:22.062	1:32.037	1:32.037	14:50:03.556	Marco MAPELLI	
-	Finish	Marco MAPELLI	33:41.350					

Weather / Track : Sunny / Dry

Suzuka
 Circuit Length = 5.807 km
 Start: 14:23 Flag 15:23 End: 15:33

Blancpain GT Series Asia 2018

RACE 1 - PIT STOP ANALYSIS

P18	51	GT3AM	AMAC Motorsport					Lamborghini Huracan GT3
D1: Andrew MACPHERSON	Total Stint: 11 Laps - 25:23.974 (41.42%)						Best Lap: 2:14.843 On Lap 3 @ 155.03 kph	
D2: William PORTER	Total Stint: 16 Laps - 34:19.177 (55.97%)						Best Lap: 2:07.268 On Lap 13 @ 164.26 kph	
STOP	IN TIME	DRIVER IN	STINT TIME	STOP TIME	TOTAL STOP TIME	OUT TIME	DRIVER OUT	
1 -	14:48:33.431	Andrew MACPHERSON	25:23.974	1:36.152	1:36.152	14:50:09.583	William PORTER	
-	Finish	William PORTER	34:19.177					
P19	390	GT3PA	Kizashi x Saccess Racing					Lamborghini Huracan GT3
D1: Tamotsu KONDO	Total Stint: 12 Laps - 27:46.584 (45.27%)						Best Lap: 2:14.018 On Lap 5 @ 155.98 kph	
D2: Naoki YOKOMIZO	Total Stint: 15 Laps - 31:49.214 (51.86%)						Best Lap: 2:06.036 On Lap 16 @ 165.86 kph	
STOP	IN TIME	DRIVER IN	STINT TIME	STOP TIME	TOTAL STOP TIME	OUT TIME	DRIVER OUT	
1 -	14:50:56.041	Tamotsu KONDO	27:46.584	1:45.947	1:45.947	14:52:41.988	Naoki YOKOMIZO	
-	Finish	Naoki YOKOMIZO	31:49.214					
P20	81	GT4AM	BMW Team Studie					BMW M4 GT4
D1: Takayuki KINOSHITA	Total Stint: 12 Laps - 28:13.131 (46.63%)						Best Lap: 2:18.606 On Lap 6 @ 150.82 kph	
D2: Sunako JUKUCHOU	Total Stint: 13 Laps - 30:09.682 (49.84%)						Best Lap: 2:18.017 On Lap 14 @ 151.46 kph	
STOP	IN TIME	DRIVER IN	STINT TIME	STOP TIME	TOTAL STOP TIME	OUT TIME	DRIVER OUT	
1 -	14:51:22.588	Takayuki KINOSHITA	28:13.131	2:07.946	2:07.946	14:53:30.534	Sunako JUKUCHOU	
-	Finish	Sunako JUKUCHOU	30:09.682					
P21	666	GT4AM	GruppeM Racing Team					Mercedes-AMG GT4
D1: Ryuichirou OHTSUKA	Total Stint: 14 Laps - 32:42.608 (53.98%)						Best Lap: 2:17.351 On Lap 5 @ 152.20 kph	
D2: Reinhold RENGER	Total Stint: 11 Laps - 25:27.884 (42.02%)						Best Lap: 2:18.400 On Lap 24 @ 151.04 kph	
STOP	IN TIME	DRIVER IN	STINT TIME	STOP TIME	TOTAL STOP TIME	OUT TIME	DRIVER OUT	
1 -	14:55:52.065	Ryuichirou OHTSUKA	32:42.608	2:25.226	2:25.226	14:58:17.291	Reinhold RENGER	
-	Finish	Reinhold RENGER	25:27.884					
P22	82	GT4AM	BMW Team Studie					BMW M4 GT4
D1: Ken URATA	Total Stint: 13 Laps - 30:52.597 (50.06%)						Best Lap: 2:19.199 On Lap 7 @ 150.18 kph	
D2: Max CHEN	Total Stint: 12 Laps - 28:34.967 (46.34%)						Best Lap: 2:21.564 On Lap 18 @ 147.67 kph	
STOP	IN TIME	DRIVER IN	STINT TIME	STOP TIME	TOTAL STOP TIME	OUT TIME	DRIVER OUT	
1 -	14:54:02.054	Ken URATA	30:52.597	2:13.008	2:13.008	14:56:15.062	Max CHEN	
-	Finish	Max CHEN	28:34.967					
P23	11	GT4AM	TTR Team SARD					Porsche Cayman GT4 Clubsport MR
D1: Brian LEE	Total Stint: 14 Laps - 32:58.645 (53.38%)						Best Lap: 2:18.861 On Lap 5 @ 150.54 kph	
D2: Tony FONG	Total Stint: 11 Laps - 26:43.646 (43.26%)						Best Lap: 2:22.122 On Lap 20 @ 147.09 kph	
STOP	IN TIME	DRIVER IN	STINT TIME	STOP TIME	TOTAL STOP TIME	OUT TIME	DRIVER OUT	
1 -	14:56:08.102	Brian LEE	32:58.645	2:04.745	2:04.745	14:58:12.847	Tony FONG	
2 -	15:14:56.149	Tony FONG	16:43.302	29.050	2:33.795	15:15:25.199	Tony FONG	
-	Finish	Tony FONG	9:31.294					
P24	72	GT4AM	Team iRaceWin					Mercedes-AMG GT4
D1: Ringo CHONG	Total Stint: 13 Laps - 31:45.302 (51.32%)						Best Lap: 2:19.585 On Lap 2 @ 149.76 kph	
D2: Gilles VANNELET	Total Stint: 12 Laps - 27:48.643 (44.95%)						Best Lap: 2:17.962 On Lap 18 @ 151.52 kph	
STOP	IN TIME	DRIVER IN	STINT TIME	STOP TIME	TOTAL STOP TIME	OUT TIME	DRIVER OUT	
1 -	14:54:54.759	Ringo CHONG	31:45.302	2:18.496	2:18.496	14:57:13.255	Gilles VANNELET	
-	Finish	Gilles VANNELET	27:48.643					
P25	17	GT4AM	Taiwan Top Speed Racing Team					Porsche Cayman GT4 Clubsport MR
D1: George CHOU	Total Stint: 14 Laps - 33:13.164 (53.39%)						Best Lap: 2:18.996 On Lap 2 @ 150.40 kph	
D2: Keo CHANG	Total Stint: 11 Laps - 26:52.259 (43.19%)						Best Lap: 2:23.089 On Lap 25 @ 146.09 kph	
STOP	IN TIME	DRIVER IN	STINT TIME	STOP TIME	TOTAL STOP TIME	OUT TIME	DRIVER OUT	
1 -	14:56:22.621	George CHOU	33:13.164	2:07.552	2:07.552	14:58:30.173	Keo CHANG	
2 -	15:08:08.582	Keo CHANG	9:38.409	26.062	2:33.614	15:08:34.644	Keo CHANG	
-	Finish	Keo CHANG	16:47.788					

Weather / Track : Sunny / Dry

Suzuka
Circuit Length = 5.807 km
Start: 14:23 Flag 15:23 End: 15:33

Blancpain GT Series Asia 2018

RACE 1 - PIT STOP ANALYSIS

P26	12 GT4AM	Clearwater Racing						McLaren 570S GT4
D1: Richard WEE	Total Stint: 14 Laps - 33:36.707 (53.67%)							Best Lap: 2:19.594 On Lap 12 @ 149.75 kph
D2: Daniel AU	Total Stint: 11 Laps - 26:51.566 (42.89%)							Best Lap: 2:24.011 On Lap 24 @ 145.16 kph

STOP	IN TIME	DRIVER IN	STINT TIME	STOP TIME	TOTAL STOP TIME	OUT TIME	DRIVER OUT
1 -	14:56:46.164	Richard WEE	33:36.707	2:08.999			
-	Finish	Daniel AU	26:51.566		2:08.999	14:58:55.163	Daniel AU

P27	77 GT4AM	Craft Bamboo Racing						Mercedes-AMG GT4
D1: Frank YU	Total Stint: 11 Laps - 28:45.223 (45.99%)							Best Lap: 2:18.538 On Lap 2 @ 150.89 kph
D2: Jean Marc MERLIN	Total Stint: 13 Laps - 31:40.575 (50.66%)							Best Lap: 2:19.655 On Lap 21 @ 149.69 kph

STOP	IN TIME	DRIVER IN	STINT TIME	STOP TIME	TOTAL STOP TIME	OUT TIME	DRIVER OUT
1 -	14:33:25.618	Frank YU	10:16.161	1:33.051	1:33.051	14:34:58.669	Frank YU
2 -	14:46:47.430	Frank YU	11:48.761	24.542	1:57.593	14:47:11.972	Frank YU
3 -	14:51:54.680	Frank YU	4:42.708	2:05.579	4:03.172	14:54:00.259	Jean Marc MERLIN
4 -	15:08:12.781	Jean Marc MERLIN	14:12.522	24.493	4:27.665	15:08:37.274	Jean Marc MERLIN
5 -	15:13:23.603	Jean Marc MERLIN	4:46.329	36.266	5:03.931	15:13:59.869	Jean Marc MERLIN
-	Finish	Jean Marc MERLIN	11:40.965				

P28	991 GT3S	Craft Bamboo Racing						Porsche 991 GT3R
D1: Aidan READ	Total Stint: 16 Laps - 34:07.427 (67.3%)							Best Lap: 2:05.780 On Lap 4 @ 166.20 kph
D2: Darryl O'YOUNG	Total Stint: 7 Laps - 15:02.386 (29.66%)							Best Lap: 2:06.454 On Lap 21 @ 165.31 kph

STOP	IN TIME	DRIVER IN	STINT TIME	STOP TIME	TOTAL STOP TIME	OUT TIME	DRIVER OUT
1 -	14:57:16.884	Aidan READ	34:07.427	1:29.829	1:29.829	14:58:46.713	Darryl O'YOUNG
2 -	15:13:49.099	Darryl O'YOUNG					

P29	37 GT3PA	Absolute Racing						Audi R8 LMS GT3
D1: Anthony LIU	Total Stint: 12 Laps - 25:49.573 (50.91%)							Best Lap: 2:05.417 On Lap 4 @ 166.68 kph
D2: Josh BURDON	Total Stint: 11 Laps - 23:20.448 (46.01%)							Best Lap: 2:04.238 On Lap 16 @ 168.26 kph

STOP	IN TIME	DRIVER IN	STINT TIME	STOP TIME	TOTAL STOP TIME	OUT TIME	DRIVER OUT
1 -	14:48:59.030	Anthony LIU	25:49.573	1:31.620	1:31.620	14:50:30.650	Josh BURDON
2 -	15:13:51.098	Josh BURDON					

P30	7 GT3PA	Absolute Racing						Audi R8 LMS GT3
D1: Andrew KIM	Total Stint: 12 Laps - 25:52.637 (50.91%)							Best Lap: 2:07.147 On Lap 3 @ 164.41 kph
D2: Adderly FONG	Total Stint: 11 Laps - 23:24.418 (46.05%)							Best Lap: 2:04.719 On Lap 16 @ 167.61 kph

STOP	IN TIME	DRIVER IN	STINT TIME	STOP TIME	TOTAL STOP TIME	OUT TIME	DRIVER OUT
1 -	14:49:02.094	Andrew KIM	25:52.637	1:30.796	1:30.796	14:50:32.890	Adderly FONG
2 -	15:13:57.308	Adderly FONG					

P31	23 GT3S	KCMG						Nissan GT-R NISMO GT3
D1: Edoardo LIBERATI	Total Stint: 9 Laps - 22:02.719 (99.81%)							Best Lap: 2:05.187 On Lap 4 @ 166.99 kph
D2: Florian STRAUSS	Total Stint: 0 Laps							

STOP	IN TIME	DRIVER IN	STINT TIME	STOP TIME	TOTAL STOP TIME	OUT TIME	DRIVER OUT
1 -	14:45:12.176	Edoardo LIBERATI					